

CM-60S-96



Chain Mount Kit, 16 ft chain, includes pipe

OBSOLETE

Product Classification

Product Type Chain mount kit

General Specifications

Chains, quantity 2

Pipe, quantity 1

Sectors, quantity 1

Dimensions

Height 152.4 mm | 6 in

Width 203.2 mm | 8 in

Length 2,438.4 mm | 96 in

Chain Length 4,902.2 mm | 193 in

Pipe Length 2,438.4 mm | 96 in

Mounting Diameter, maximum 1524 mm | 60 in

Mounting Diameter, minimum 203.2 mm | 8 in

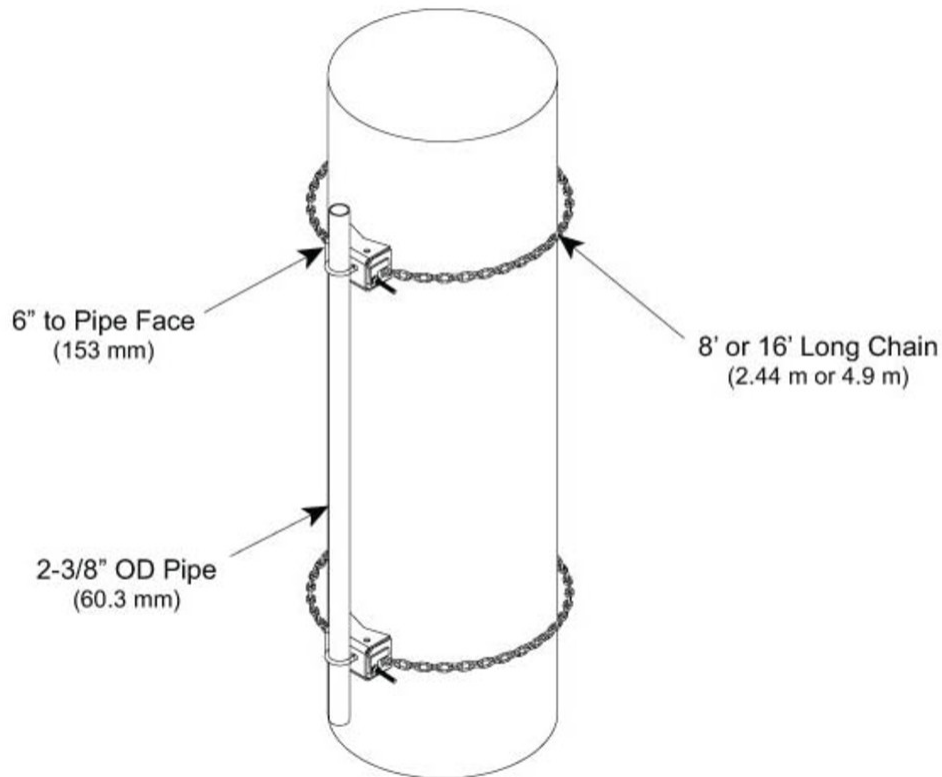
Pipe Outer Diameter 60.96 mm | 2.4 in

Mounting Circumference, maximum 4,775.2 mm | 188 in

Mounting Circumference, minimum 635 mm | 25 in

CM-60S-96

Outline Drawing



Material Specifications

Material Type Hot dip galvanized steel

Mechanical Specifications

Wind Rating 120 mph (BWS) at 100 ft AGL

Wind Rating Criteria One 96 in x 10 in panel antenna per sector

Wind Rating Test Method TIA/EIA-222

Packaging and Weights

Included Chains | Plain end pipes

Packaging quantity 1

Weight, net 32.8 kg | 72.312 lb

CM-60S-96

Regulatory Compliance/Certifications

Agency

ISO 9001:2015



Classification

Designed, manufactured and/or distributed under this quality management system

Included Products

- CM-60S-B – Chain Mount Base Kit, 16 ft chain
- MT-651-96 – Plain End Pipe, 2-3/8 in OD x 96 in .120" A500C 46Ksi

* Footnotes

Wind Rating

BWS—Base Wind Speed; FBC—Florida Building Code

CM-60S-B

Chain Mount Base Kit, 16 ft chain



Product Classification

Product Type Chain mount kit

General Specifications

Chains, quantity 2

Pipe, quantity 0

Sectors, quantity 1

Dimensions

Height 152.4 mm | 6 in

Width 203.2 mm | 8 in

Length 203.2 mm | 8 in

Chain Length 4,902.2 mm | 193 in

Mounting Diameter, maximum 1524 mm | 60 in

Mounting Diameter, minimum 203.2 mm | 8 in

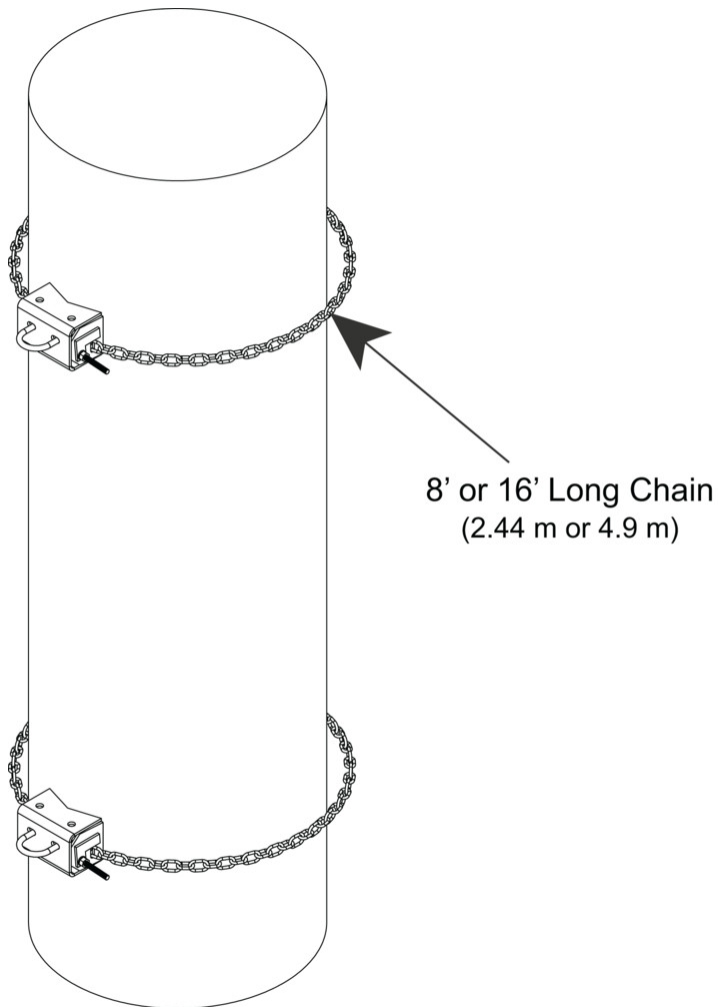
Pipe Outer Diameter 60.96 mm | 2.4 in

Mounting Circumference, maximum 4,775.2 mm | 188 in

Mounting Circumference, minimum 635 mm | 25 in

CM-60S-B

Outline Drawing



Material Specifications

Material Type Hot dip galvanized steel

Mechanical Specifications

Wind Rating 120 mph (BWS) at 100 ft AGL

Wind Rating Criteria One 96 in x 10 in panel antenna per sector

Wind Rating Test Method TIA/EIA-222

Packaging and Weights

Included Chains | Plain end pipes

CM-60S-B

Packaging quantity 1
Weight, net 17.6 kg | 38.801 lb

Regulatory Compliance/Certifications

Agency

ISO 9001:2015



Classification


Designed, manufactured and/or distributed under this quality management system

* Footnotes

Wind Rating

BWS—Base Wind Speed; FBC—Florida Building Code

MT-651-96



Plain End Pipe, 2-3/8 in OD x 96 in .120" A500C 46Ksi

Product Classification

Product Type Plain end pipe

General Specifications

Pipe, quantity 1

Dimensions

Height 60.96 mm | 2.4 in
Width 60.96 mm | 2.4 in
Length 2,438.4 mm | 96 in
Pipe Length 2,438.4 mm | 96 in
Pipe Outer Diameter 60.96 mm | 2.4 in
Material Thickness 3.048 mm | 0.12 in

Material Specifications

Material Type A500 | Hot dip galvanized steel
Material Grade C
Material Strength 46 kilopounds per square inch

Packaging and Weights

Included Pipe
Packaging quantity 1
Weight, net 10 kg | 22.046 lb

Regulatory Compliance/Certifications

Agency	Classification
CHINA-ROHS	Below maximum concentration value
ISO 9001:2015	Designed, manufactured and/or distributed under this quality management system

MT-651-96

REACH-SVHC	Compliant as per SVHC revision on www.commscope.com/ProductCompliance
ROHS	Compliant
UK-ROHS	Compliant

