

SRC3-U5A1C1BB000



NOVUX™ Specialty Range Closure 100, splice only, no adapters, no splitters, 24 splices, SMOUV® 45mm splice protectors, black, 2x NVX-CR-MC-FT-NN cable retention

- Modern drop solution offering providers the agility and flexibility to use it in last-mile fiber network applications, both above and below ground
- Protected from harsh conditions by CommScope's Octopus gel sealing technology
- Agnostic to connectivity technologies: splice, connector, field-installable connector for agility and flexibility
- Identification plate for either QR code or customer logo
- QR code and CommScope cTrak® app for one-click access to all product information

Product Classification

Regional Availability	Asia EMEA Latin America North America
Regional Availability Note	Contact your local CommScope representative for specific availability
Product Type	Single-ended, rectangular fiber closure
Product Brand	NOVUX™
Product Series	SRC100

General Specifications

Cable Capacity, Drop	4 Flat 8.0 x 4.5 mm (0.30 x 0.17 in) 4 Round 1.2–8.0 mm (0.05–0.31 in)
Cable Ports Quantity, total	4 multi-out ports (8 cables)
Cable Sealing Type	Compressed gel
Cable Termination Attachments, quantity	2
Closure Sealing Type	Hinged with latch
Closure Style	Single-ended
Color	Black
Mounting	Handhole Partially buried Pedestal Wall/Pole Mount, mounting kit included
Network Area Type	Drop
Port Type	No adapter No adapter
Port, quantity	0
Splice Tray Included, quantity	1
Splice Tray Type Included	24-way, heat shrink

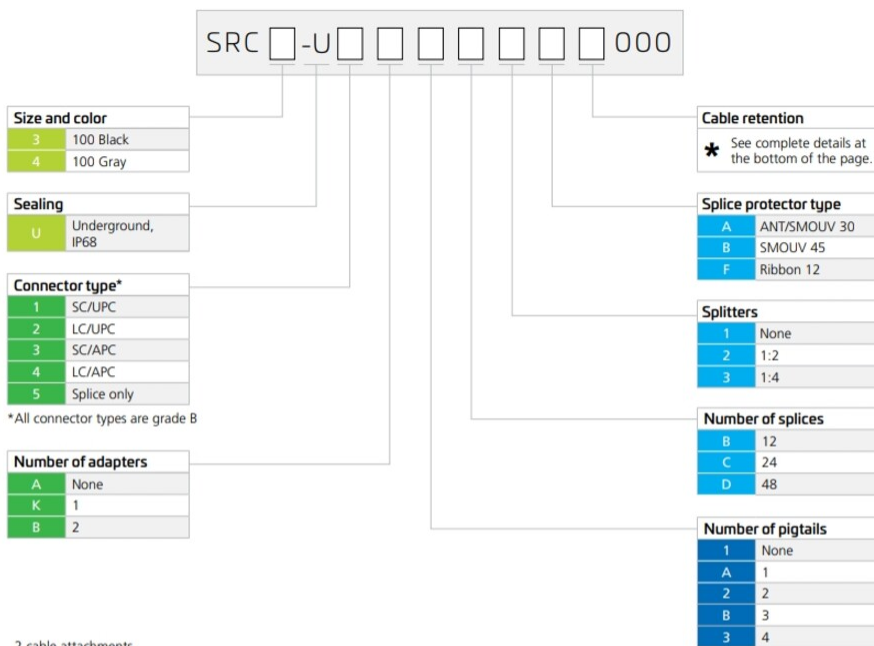
SRC3-U5A1C1BB000

Splicing Capacity, maximum	24
Splicing Capacity, Single Fusion, maximum	24
Splicing Type, Supported	Single fusion
Splitter Type	No splitter
Splitter, quantity	0

Dimensions































Height	267 mm 10.512 in
Width	117 mm 4.606 in
Depth	49 mm 1.929 in
Cable Entry Drop Port Diameter	8 mm (0.31 in) mm

Ordering Tree



*All connector types are grade B

2 cable attachments are supplied.

<table border="1"> <thead> <tr> <th colspan="2">Cable retention*</th> </tr> </thead> <tbody> <tr><td>A</td><td>None</td></tr> <tr><td>B</td><td>NVX-CR-MC-FT-NN</td></tr> <tr><td>C</td><td>NVX-CR-MC-RD-NN</td></tr> <tr><td>D</td><td>NVX-CR-SA-SM-NN</td></tr> <tr><td>E</td><td>NVX-CR-TI-SM-NN</td></tr> <tr><td>F</td><td>NVX-CR-DU-FL-NN</td></tr> <tr><td>G</td><td>4xNVX-CR-MC-FT-NN</td></tr> <tr><td>H</td><td>4xNVX-CR-MC-RD-NN</td></tr> <tr><td>I</td><td>4xNVX-CR-SA-SM-NN</td></tr> <tr><td>J</td><td>4xNVX-CR-TI-SM-NN</td></tr> <tr><td>K</td><td>4xNVX-CR-DU-FL-NN</td></tr> <tr><td>L</td><td>2xNVX-CR-MC-FT-NN and 2xNVX-CR-MC-RD-NN</td></tr> </tbody> </table>	Cable retention*		A	None	B	NVX-CR-MC-FT-NN	C	NVX-CR-MC-RD-NN	D	NVX-CR-SA-SM-NN	E	NVX-CR-TI-SM-NN	F	NVX-CR-DU-FL-NN	G	4xNVX-CR-MC-FT-NN	H	4xNVX-CR-MC-RD-NN	I	4xNVX-CR-SA-SM-NN	J	4xNVX-CR-TI-SM-NN	K	4xNVX-CR-DU-FL-NN	L	2xNVX-CR-MC-FT-NN and 2xNVX-CR-MC-RD-NN	<table border="1"> <thead> <tr> <th colspan="2">Cable Termination Unit (CTU) options</th> </tr> </thead> <tbody> <tr> <td> <table border="1"> <thead> <tr><th>B</th></tr> </thead> <tbody> <tr> <td></td> <td> NVX-CR-MC-FT-NN <ul style="list-style-type: none"> Flat cable Metal clip Range 3 x 5 to 4 x 8 mm </td> </tr> </tbody> </table> </td> <td> <table border="1"> <thead> <tr><th>C</th></tr> </thead> <tbody> <tr> <td></td> <td> NVX-CR-MC-RD-NN <ul style="list-style-type: none"> Round cable Metal clip Range 4 to 6.2 mm </td> </tr> </tbody> </table> </td> <td> <table border="1"> <thead> <tr><th>D</th></tr> </thead> <tbody> <tr> <td></td> <td> NVX-CR-SA-SM-NN <ul style="list-style-type: none"> Round cable Dia up to 8 mm Strength member Aramide yarns Single layer </td> </tr> </tbody> </table> </td> <td> <table border="1"> <thead> <tr><th>E</th></tr> </thead> <tbody> <tr> <td></td> <td> NVX-CR-TI-SM-NN <ul style="list-style-type: none"> Round cable Dia up to 8 mm Aramide yarns Single layer </td> </tr> </tbody> </table> </td> <td> <table border="1"> <thead> <tr><th>F</th></tr> </thead> <tbody> <tr> <td></td> <td> NVX-CR-DU-FL-NN <ul style="list-style-type: none"> Round cable Dia up to 6.2 mm Aramide yarns Dual layer Compact length </td> </tr> </tbody> </table> </td> </tr> </tbody> </table>	Cable Termination Unit (CTU) options		<table border="1"> <thead> <tr><th>B</th></tr> </thead> <tbody> <tr> <td></td> <td> NVX-CR-MC-FT-NN <ul style="list-style-type: none"> Flat cable Metal clip Range 3 x 5 to 4 x 8 mm </td> </tr> </tbody> </table>	B		NVX-CR-MC-FT-NN <ul style="list-style-type: none"> Flat cable Metal clip Range 3 x 5 to 4 x 8 mm 	<table border="1"> <thead> <tr><th>C</th></tr> </thead> <tbody> <tr> <td></td> <td> NVX-CR-MC-RD-NN <ul style="list-style-type: none"> Round cable Metal clip Range 4 to 6.2 mm </td> </tr> </tbody> </table>	C		NVX-CR-MC-RD-NN <ul style="list-style-type: none"> Round cable Metal clip Range 4 to 6.2 mm 	<table border="1"> <thead> <tr><th>D</th></tr> </thead> <tbody> <tr> <td></td> <td> NVX-CR-SA-SM-NN <ul style="list-style-type: none"> Round cable Dia up to 8 mm Strength member Aramide yarns Single layer </td> </tr> </tbody> </table>	D		NVX-CR-SA-SM-NN <ul style="list-style-type: none"> Round cable Dia up to 8 mm Strength member Aramide yarns Single layer 	<table border="1"> <thead> <tr><th>E</th></tr> </thead> <tbody> <tr> <td></td> <td> NVX-CR-TI-SM-NN <ul style="list-style-type: none"> Round cable Dia up to 8 mm Aramide yarns Single layer </td> </tr> </tbody> </table>	E		NVX-CR-TI-SM-NN <ul style="list-style-type: none"> Round cable Dia up to 8 mm Aramide yarns Single layer 	<table border="1"> <thead> <tr><th>F</th></tr> </thead> <tbody> <tr> <td></td> <td> NVX-CR-DU-FL-NN <ul style="list-style-type: none"> Round cable Dia up to 6.2 mm Aramide yarns Dual layer Compact length </td> </tr> </tbody> </table>	F		NVX-CR-DU-FL-NN <ul style="list-style-type: none"> Round cable Dia up to 6.2 mm Aramide yarns Dual layer Compact length
Cable retention*																																																	
A	None																																																
B	NVX-CR-MC-FT-NN																																																
C	NVX-CR-MC-RD-NN																																																
D	NVX-CR-SA-SM-NN																																																
E	NVX-CR-TI-SM-NN																																																
F	NVX-CR-DU-FL-NN																																																
G	4xNVX-CR-MC-FT-NN																																																
H	4xNVX-CR-MC-RD-NN																																																
I	4xNVX-CR-SA-SM-NN																																																
J	4xNVX-CR-TI-SM-NN																																																
K	4xNVX-CR-DU-FL-NN																																																
L	2xNVX-CR-MC-FT-NN and 2xNVX-CR-MC-RD-NN																																																
Cable Termination Unit (CTU) options																																																	
<table border="1"> <thead> <tr><th>B</th></tr> </thead> <tbody> <tr> <td></td> <td> NVX-CR-MC-FT-NN <ul style="list-style-type: none"> Flat cable Metal clip Range 3 x 5 to 4 x 8 mm </td> </tr> </tbody> </table>	B		NVX-CR-MC-FT-NN <ul style="list-style-type: none"> Flat cable Metal clip Range 3 x 5 to 4 x 8 mm 	<table border="1"> <thead> <tr><th>C</th></tr> </thead> <tbody> <tr> <td></td> <td> NVX-CR-MC-RD-NN <ul style="list-style-type: none"> Round cable Metal clip Range 4 to 6.2 mm </td> </tr> </tbody> </table>	C		NVX-CR-MC-RD-NN <ul style="list-style-type: none"> Round cable Metal clip Range 4 to 6.2 mm 	<table border="1"> <thead> <tr><th>D</th></tr> </thead> <tbody> <tr> <td></td> <td> NVX-CR-SA-SM-NN <ul style="list-style-type: none"> Round cable Dia up to 8 mm Strength member Aramide yarns Single layer </td> </tr> </tbody> </table>	D		NVX-CR-SA-SM-NN <ul style="list-style-type: none"> Round cable Dia up to 8 mm Strength member Aramide yarns Single layer 	<table border="1"> <thead> <tr><th>E</th></tr> </thead> <tbody> <tr> <td></td> <td> NVX-CR-TI-SM-NN <ul style="list-style-type: none"> Round cable Dia up to 8 mm Aramide yarns Single layer </td> </tr> </tbody> </table>	E		NVX-CR-TI-SM-NN <ul style="list-style-type: none"> Round cable Dia up to 8 mm Aramide yarns Single layer 	<table border="1"> <thead> <tr><th>F</th></tr> </thead> <tbody> <tr> <td></td> <td> NVX-CR-DU-FL-NN <ul style="list-style-type: none"> Round cable Dia up to 6.2 mm Aramide yarns Dual layer Compact length </td> </tr> </tbody> </table>	F		NVX-CR-DU-FL-NN <ul style="list-style-type: none"> Round cable Dia up to 6.2 mm Aramide yarns Dual layer Compact length 																														
B																																																	
	NVX-CR-MC-FT-NN <ul style="list-style-type: none"> Flat cable Metal clip Range 3 x 5 to 4 x 8 mm 																																																
C																																																	
	NVX-CR-MC-RD-NN <ul style="list-style-type: none"> Round cable Metal clip Range 4 to 6.2 mm 																																																
D																																																	
	NVX-CR-SA-SM-NN <ul style="list-style-type: none"> Round cable Dia up to 8 mm Strength member Aramide yarns Single layer 																																																
E																																																	
	NVX-CR-TI-SM-NN <ul style="list-style-type: none"> Round cable Dia up to 8 mm Aramide yarns Single layer 																																																
F																																																	
	NVX-CR-DU-FL-NN <ul style="list-style-type: none"> Round cable Dia up to 6.2 mm Aramide yarns Dual layer Compact length 																																																

SRC3-U5A1C1BB000

Material Specifications

Material Type Impact-resistant polymer

Optical Specifications

Fiber Type G.657.A1 | G.657.A2 | G.657.B3

Environmental Specifications

Operating Temperature -40 °C to +70 °C (-40 °F to +158 °F)

Environmental Space Above ground | Below ground | Direct burial

Qualification Standards IEC 60529, IP68 + 2 m waterhead | IEC 61753-1, category G

UV Resistance UV stabilized

Water Resistance Flash test valve at 2 psi (20 kPa)

Packaging and Weights

Packaging quantity 10

Packaging Type Box | Carton

Regulatory Compliance/Certifications

Agency

ISO 9001:2015

Classification

Designed, manufactured and/or distributed under this quality management system



Included Products

NVX-CR-MC-FT-NN – NOVUX™ Cable Termination Unit (CTU) for flat cables with 3x5 to 4x8 mm diameter, metal clip