


LNx-6514DS-R1



2-port sector antenna, 2x 698–896 MHz, 65° HPBW, 1x RET

- Great solution to maximize network coverage and capacity
- Excellent gain, VSWR, front-to-back ratio, and PIM specifications for robust network performance
- Ideal choice for site collocations and tough zoning restrictions
- Excellent solution for site sharing and maximizing capacity

OBSOLETE

This product was discontinued on: March 30, 2024

General Specifications

Antenna Type	Sector
Band	Single band
Color	Light Gray (RAL 7035)
Grounding Type	RF connector inner conductor and body grounded to reflector and mounting bracket
Performance Note	Outdoor usage
Radome Material	Fiberglass, UV resistant
Reflector Material	Aluminum
RF Connector Interface	4.3-10 Female
RF Connector Location	Bottom
RF Connector Quantity, high band	0
RF Connector Quantity, mid band	0
RF Connector Quantity, low band	2
RF Connector Quantity, total	2

Remote Electrical Tilt (RET) Information

RET Hardware	CommRET v2
RET Interface	8-pin DIN Female 8-pin DIN Male
RET Interface, quantity	1 female 1 male
Input Voltage	10–30 Vdc
Internal RET	Low band (1)
Power Consumption, active state, maximum	10 W

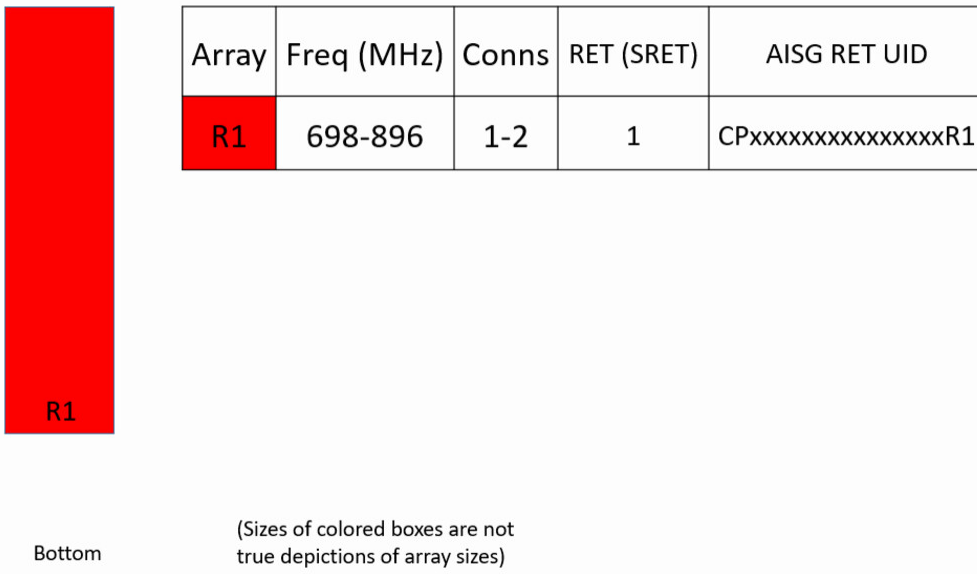
LNx-6514DS-R1

Power Consumption, idle state, maximum	2 W
Protocol	3GPP/AISG 2.0 (Single RET)

Dimensions

Width	301 mm 11.85 in
Depth	181 mm 7.126 in
Length	1851 mm 72.874 in
Net Weight, without mounting kit	15.3 kg 33.731 lb

Array Layout




Array	Freq (MHz)	Conns	RET (SRET)	AISG RET UID
R1	698-896	1-2	1	CPxxxxxxxxxxxxxxxxR1

Bottom

(Sizes of colored boxes are not true depictions of array sizes)

Port Configuration

LNx-6514DS-R1



Electrical Specifications

Impedance	50 ohm
Operating Frequency Band	698 – 896 MHz
Polarization	±45°
Total Input Power, maximum	700 W

Electrical Specifications

	698–806	806–896
Frequency Band, MHz		
Gain, dBi	15.8	15.9
Beamwidth, Horizontal, degrees	65	64
Beamwidth, Vertical, degrees	12.4	11.2
Beam Tilt, degrees	0–10	0–10
USLS (First Lobe), dB	18	19
Front-to-Back Ratio at 180°, dB	33	33
Isolation, Cross Polarization, dB	30	30
VSWR Return loss, dB	1.4 15.6	1.4 15.6
PIM, 3rd Order, 2 x 20 W, dBc	-153	-153
Input Power per Port, maximum, watts	400	400

LNx-6514DS-R1

Mechanical Specifications

Wind Loading @ Velocity, frontal	283.0 N @ 150 km/h (63.6 lbf @ 150 km/h)
Wind Loading @ Velocity, lateral	234.0 N @ 150 km/h (52.6 lbf @ 150 km/h)
Wind Loading @ Velocity, maximum	545.0 N @ 150 km/h (122.5 lbf @ 150 km/h)
Wind Loading @ Velocity, rear	287.0 N @ 150 km/h (64.5 lbf @ 150 km/h)
Wind Speed, maximum	240 km/h (149 mph)

Packaging and Weights

Width, packed	392 mm 15.433 in
Depth, packed	295 mm 11.614 in
Length, packed	2048 mm 80.63 in
Weight, gross	30.3 kg 66.8 lb

Regulatory Compliance/Certifications

Agency	Classification
CHINA-ROHS	Below maximum concentration value
ISO 9001:2015	Designed, manufactured and/or distributed under this quality management system
REACH-SVHC	Compliant as per SVHC revision on www.commscope.com/ProductCompliance
ROHS	Compliant
UK-ROHS	Compliant



Included Products

BSAMNT-3	–	Wide Profile Antenna Downtilt Mounting Kit for 2.4 - 4.5 in (60 - 115 mm) OD round members. Kit contains one scissor top bracket set and one bottom bracket set.
----------	---	--

* Footnotes

Performance Note	Severe environmental conditions may degrade optimum performance
-------------------------	---