


SS-65M-M



4-port sector antenna, 4x 3100-4200 MHz, 65°HPBW

- Uses the 4.3-10 connector which is 40 percent smaller than the 7-16 DIN connector
- Manual tilt adjustment with tilt indicators. RET compatible by replacing the manual tilt cartridge on site with the “plug-in” RET
- Conforms to RoHS 2011/65/EU
- The antenna is supplied with mounting kits that provide 0 degree of mechanical downtilt; optional downtilt mounting kits are available

General Specifications

Antenna Type	Sector
Band	Single band
Color	Light Gray (RAL 7035)
Grounding Type	RF connector inner conductor and body grounded to reflector and mounting bracket
Performance Note	Outdoor usage
Radome Material	PVC, UV resistant
Radiator Material	Low loss circuit board
Reflector Material	Aluminum
RF Connector Interface	4.3-10 Female
RF Connector Location	Bottom
RF Connector Quantity, high band	4
RF Connector Quantity, mid band	0
RF Connector Quantity, low band	0
RF Connector Quantity, total	4

Remote Electrical Tilt (RET) Information


RET Interface	8-pin DIN Female 8-pin DIN Male
Input Voltage	10–30 Vdc
Power Consumption, active state, maximum	8 W
Power Consumption, idle state, maximum	1 W
Protocol	3GPP/AISG 2.0

Dimensions

SS-65M-M

Width	170 mm 6.693 in
Depth	105 mm 4.134 in
Length	998 mm 39.291 in
Net Weight, without mounting kit	6.2 kg 13.669 lb


Array Layout



Array ID	Frequency (MHz)	RF Connector	RET (N/A)	AISG RET UID
P1	3100-4200	1 - 2	N/A	N/A
P2	3100-4200	3 - 4		

(Sizes of colored boxes are not true depictions of array sizes)

Port Configuration



Electrical Specifications

SS-65M-M

Impedance	50 ohm
Operating Frequency Band	3100 – 4200 MHz
Polarization	±45°
Total Input Power, maximum	500 W

Electrical Specifications

Frequency Band, MHz	3100–3550	3550–3700	3700–4200
Gain, dBi	18	18.3	18.2
Beamwidth, Horizontal, degrees	69	67	64
Beamwidth, Vertical, degrees	5.6	5.2	5.1
Beam Tilt, degrees	0–10	0–10	0–10
USLS (First Lobe), dB	22	23	20
Front-to-Back Ratio, Copolarization 180° ± 30°, dB	26	27	27
Isolation, Cross Polarization, dB	28	28	28
Isolation, Inter-band, dB	28	28	28
VSWR Return loss, dB	1.5 14.0	1.5 14.0	1.5 14.0
PIM, 3rd Order, 2 x 20 W, dBc	-150	-150	-150
Input Power per Port, maximum, watts	200	200	200

Mechanical Specifications

Wind Loading @ Velocity, frontal	163.0 N @ 150 km/h (36.6 lbf @ 150 km/h)
Wind Loading @ Velocity, lateral	124.0 N @ 150 km/h (27.9 lbf @ 150 km/h)
Wind Loading @ Velocity, rear	271.0 N @ 150 km/h (60.9 lbf @ 150 km/h)
Wind Speed, maximum	241 km/h (150 mph)

Packaging and Weights

Width, packed	275 mm 10.827 in
Depth, packed	218 mm 8.583 in
Length, packed	1117 mm 43.976 in
Weight, gross	11.3 kg 24.912 lb

Regulatory Compliance/Certifications

Agency	Classification
CHINA-ROHS	Below maximum concentration value
ISO 9001:2015	Designed, manufactured and/or distributed under this quality management system

SS-65M-M

REACH-SVHC Compliant as per SVHC revision on www.commscope.com/ProductCompliance

ROHS Compliant

UK-ROHS Compliant



Included Products

- DB390 – Pipe Mounting Kit for 2.4 - 4.5 in (60 - 115 mm) OD round members. Use for narrow panel antennas. Includes two pipe mounts.

* Footnotes

Performance Note Severe environmental conditions may degrade optimum performance

DB390



Pipe Mounting Kit for 2.4 - 4.5 in (60 - 115 mm) OD round members. Use for narrow panel antennas. Includes two pipe mounts.

Product Classification

Product Type Pipe mounting kit

General Specifications

Application Outdoor

Color Silver

Dimensions

Compatible Diameter, maximum 114.3 mm | 4.5 in

Compatible Diameter, minimum 61 mm | 2.402 in

Weight, net 2 kg | 4.409 lb

Material Specifications

Material Type Galvanized steel

Packaging and Weights

Included Brackets | Hardware

Packaging quantity 1

Weight, gross 2.1 kg | 4.63 lb

Regulatory Compliance/Certifications

Agency	Classification
CHINA-ROHS	Below maximum concentration value
ISO 9001:2015	Designed, manufactured and/or distributed under this quality management system
REACH-SVHC	Compliant as per SVHC revision on www.commscope.com/ProductCompliance
ROHS	Compliant
UK-ROHS	Compliant



