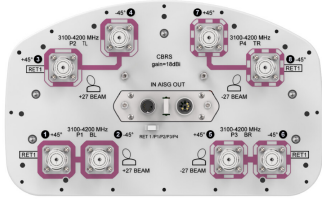


2SS-33A-R1



8-Port multibeam antenna ,8x 3100-4200 MHz , 4x 33° HPBW, 1x RET

- Enhances network capacity and spectrum utilization when used in six sector applications
- Reduces antenna count to minimize Cap-Ex and Op-Ex costs – 3 antennas required for 6 sector configurations
- Future proof-covers bands 42,43,48 plus C-Band and future CBRS expansions

General Specifications

Antenna Type	Multibeam
Band	Single band
Color	Light Gray (RAL 7035)
Grounding Type	RF connector inner conductor and body grounded to reflector and mounting bracket
Performance Note	Outdoor usage
Radome Material	Fiberglass, UV resistant
Radiator Material	Low loss circuit board
Reflector Material	Aluminum
RF Connector Interface	4.3-10 Female
RF Connector Location	Bottom
RF Connector Quantity, high band	8

Remote Electrical Tilt (RET) Information

RET Hardware	CommRET v2
RET Interface	AISG1 8-pin DIN Female AISG1 8-pin DIN Male
RET Interface, quantity	1 female 1 male
Input Voltage	10–30 Vdc
Internal RET	High band (1)
Power Consumption, active state, maximum	10 W
Power Consumption, idle state, maximum	2 W
Protocol	3GPP/AISG 2.0 (Single RET)


Dimensions

Width	301 mm 11.85 in
Depth	181 mm 7.126 in

2SS-33A-R1

Length 1100 mm | 43.307 in
Net Weight, without mounting kit 12 kg | 26.455 lb

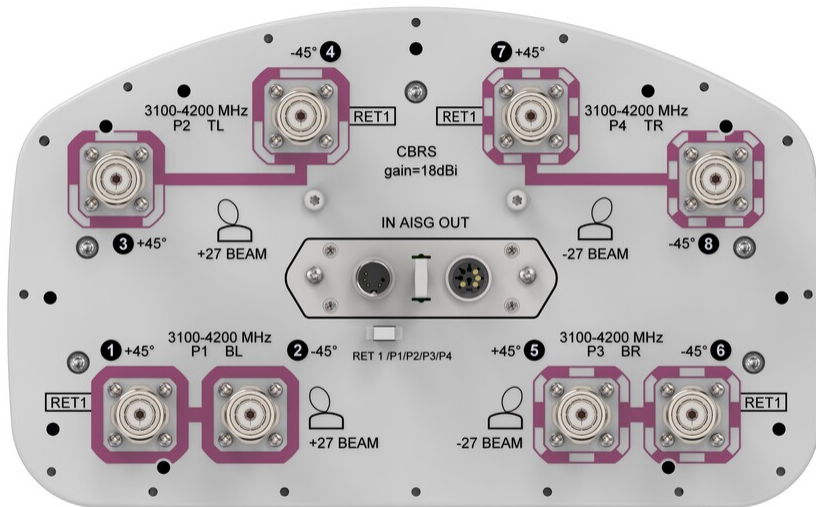
Array Layout



Array ID	Frequency (MHz)	RF Connector	RET (SRET)	AISG No.	AISG RET UID
P1	3100-4200	1 - 2	1	AISG1	CPxxxxxxxxxxxxxxP1
P2	3100-4200	3 - 4			
P3	3100-4200	5 - 6			
P4	3100-4200	7 - 8			

(Sizes of colored boxes are not true depictions of array sizes)

Port Configuration



Electrical Specifications

Impedance 50 ohm

2SS-33A-R1

Operating Frequency Band	3100 – 4200 MHz
Polarization	±45°
Total Input Power, maximum	640 W @ 50 °C

Electrical Specifications

Frequency Band, MHz	3100–3550	3550–3700	3700–4200
Gain, dBi	17.5	17.7	17.8
Beam Centers, Horizontal, degrees	±27	±27	±27
Beamwidth, Horizontal, degrees	38	36	34
Beamwidth, Vertical, degrees	9.9	9.1	8.5
Beam Tilt, degrees	2–12	2–12	2–12
USLS (First Lobe), dB	19	24	20
Front-to-Back Ratio at 180°, dB	32	32	31
Isolation, Cross Polarization, dB	25	25	25
Isolation, Inter-band, dB	25	25	25
VSWR Return loss, dB	1.5 14.0	1.5 14.0	1.5 14.0
PIM, 3rd Order, 2 x 20 W, dBc	-145	-145	-145
Input Power per Port at 50°C, maximum, watts	80	80	80

Electrical Specifications, BASTA

Frequency Band, MHz	3100–3550	3550–3700	3700–4200
Gain by all Beam Tilts, average, dBi	17.1	17.3	17.1
Gain by all Beam Tilts Tolerance, dB	±0.5	±0.5	±1
Beamwidth, Horizontal Tolerance, degrees	±2.7	±2.5	±3
Beamwidth, Vertical Tolerance, degrees	±0.6	±0.4	±0.6
USLS, beampeak to 20° above beampeak, dB	17	17	14
Front-to-Back Total Power at 180° ± 30°, dB	26	25	25
CPR at Boresight, dB	17	19	23
CPR at 10 dB Horizontal Beamwidth, dB	8	10	10

Mechanical Specifications

Wind Loading @ Velocity, frontal	154.0 N @ 150 km/h (34.6 lbf @ 150 km/h)
Wind Loading @ Velocity, lateral	125.0 N @ 150 km/h (28.1 lbf @ 150 km/h)
Wind Loading @ Velocity, maximum	297.0 N @ 150 km/h (66.8 lbf @ 150 km/h)
Wind Loading @ Velocity, rear	157.0 N @ 150 km/h (35.3 lbf @ 150 km/h)

2SS-33A-R1

Wind Speed, maximum 241 km/h (150 mph)

Packaging and Weights

Width, packed 441 mm | 17.362 in
Depth, packed 337 mm | 13.268 in
Length, packed 1245 mm | 49.016 in
Weight, gross 23 kg | 50.706 lb

Regulatory Compliance/Certifications

Agency	Classification
CHINA-ROHS	Below maximum concentration value
ISO 9001:2015	Designed, manufactured and/or distributed under this quality management system
REACH-SVHC	Compliant as per SVHC revision on www.commscope.com/ProductCompliance
ROHS	Compliant
UK-ROHS	Compliant



Included Products

BSAMNT-3 – Wide Profile Antenna Downtilt Mounting Kit for 2.4 - 4.5 in (60 - 115 mm) OD round members. Kit contains one scissor top bracket set and one bottom bracket set.

* Footnotes

Performance Note Severe environmental conditions may degrade optimum performance

BSAMNT-3



Wide Profile Antenna Downtilt Mounting Kit for 2.4 - 4.5 in (60 - 115 mm) OD round members. Kit contains one scissor top bracket set and one bottom bracket set.

Product Classification

Product Type Downtilt mounting kit

General Specifications

Application Outdoor

Color Silver

Dimensions

Compatible Diameter, maximum 115 mm | 4.528 in

Compatible Diameter, minimum 60 mm | 2.362 in

Weight, net 6.2 kg | 13.669 lb

Material Specifications

Material Type Galvanized steel

Packaging and Weights

Included Brackets | Hardware

Packaging quantity 1

Weight, gross 6.4 kg | 14.11 lb

Regulatory Compliance/Certifications

Agency	Classification
CE	Compliant with the relevant CE product directives
CHINA-ROHS	Below maximum concentration value
ISO 9001:2015	Designed, manufactured and/or distributed under this quality management system
REACH-SVHC	Compliant as per SVHC revision on www.commscope.com/ProductCompliance
ROHS	Compliant
UK-ROHS	Compliant

BSAMNT-3

