

4

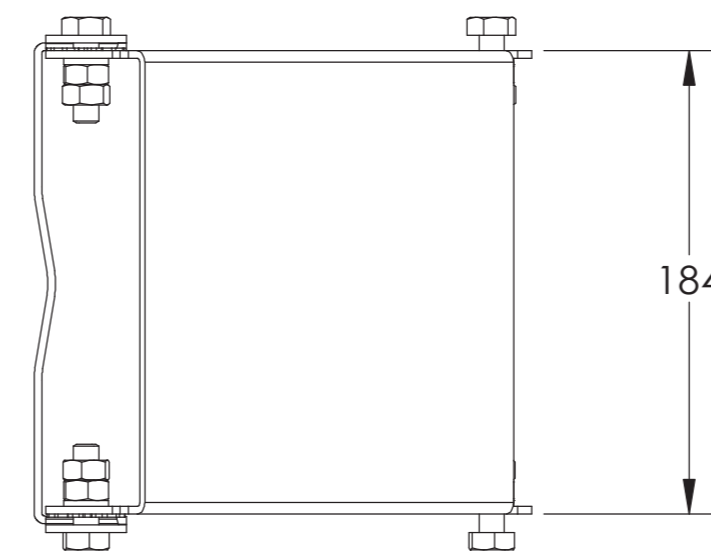
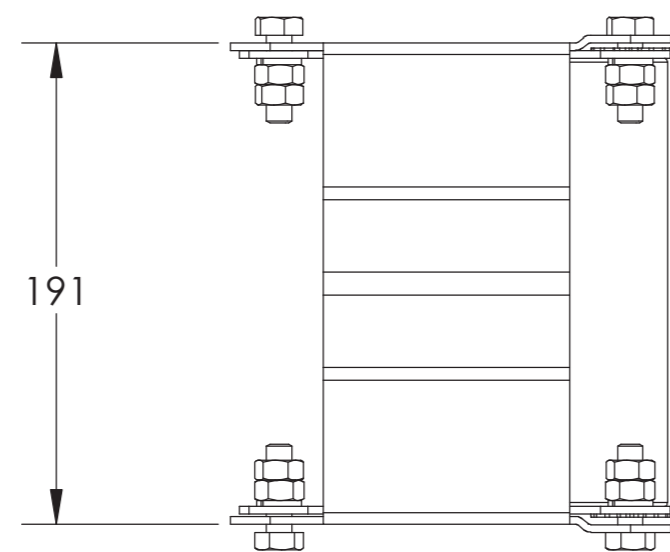
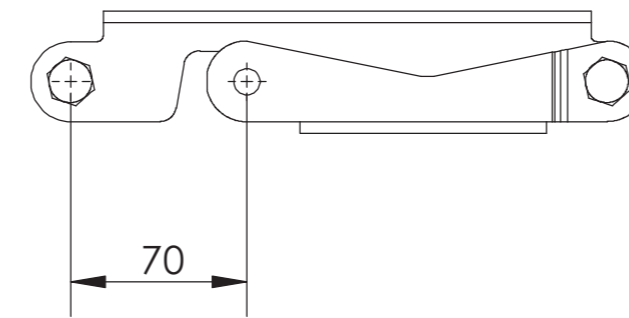
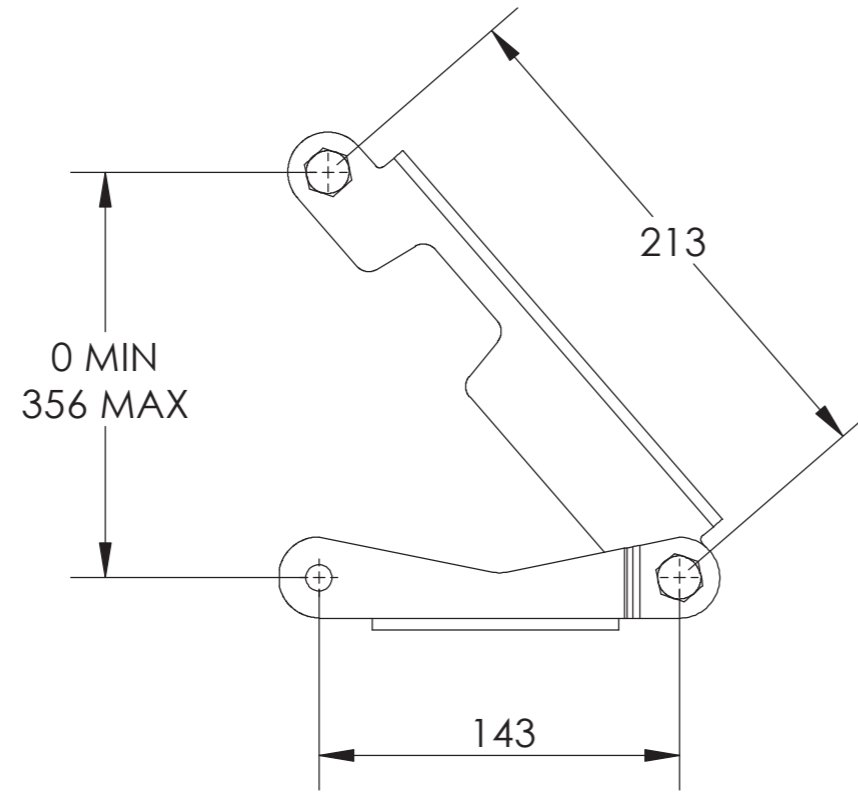
3

2

1

NOTES:

REVISIONS			
REV	DESCRIPTION	DATE	APPROVED
A	ECR 800003574: REL TO PRODUCTION PER EAO 601665	25JUL14 JJH	MB XA
C	ECR 8000010306: ADD DIMENSIONS.	15OCT15 RY	S.LIU/JIHE



DB5083

MATERIAL N/A	DENSITY: N/A	UNLESS OTHERWISE SPECIFIED DIMENSIONS ARE IN MILLIMETERS INTERPRET PER ISO STANDARDS HANDBOOK TECHNICAL DRAWINGS VOLUMES 1 & 2, THIRD EDITION (2002)	WESTCHESTER, IL. 60154 U.S.A.	
	MASS: 2.40 kg		ANDREW®	
FINISH N/A	TOLERANCES		THIRD ANGLE PROJECTION	
	0 PLACE X ±			
	1 PLACE .X ±			
	2 PLACE .XX ±		DRAWN BY JJH 25JUL14	
ANGLES ±		ECN 8000010306-O		
ALL SURFACES ✓		AUTH. GROUP 23		SIZE CAGE CODE DOCUMENT NO. A2 84147 DB5083-L
NOTICE: These drawings and specifications are the proprietary property of ANDREW CORPORATION and may be used only for the specific purpose authorized in writing by Andrew.		MODEL		DRAWING
		VERSION	STATUS	REVISION
		04	RE	B
		VERSION	STATUS	REVISION
		04	RE	C
		SHEET		1 OF 1

4

3

2

1