

8

7

6

5

4

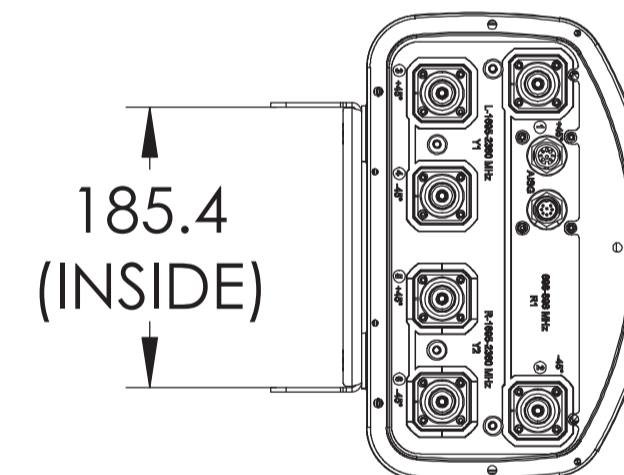

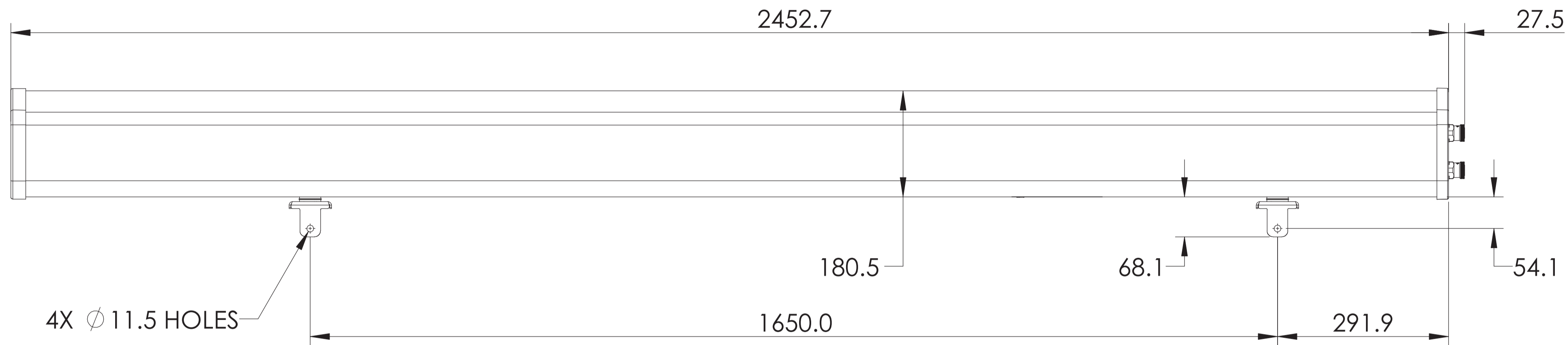
3

2

1

NOTES:

REVISIONS			
REV	DESCRIPTION	DATE	APPROVED
A	RELEASE PER EAO 600500 ECR 7005356	4/18/13 KT	ZB/XA
E	ECR 8000005761: ADD SBNHH-1D65C-SR.	14NOV14 HWW	S.LIU/JIHE
F	ECR 8000006971: UPDATE DRAWING WITH LATEST MODEL.	02MAR15 RY	EB/GD
G	ECR 8000007099: UPDATE DRAWING WITH LATEST MODEL.	23MAR15 YMH	S.LIU/JIHE
H	ECR 8000008550: UPDATE DRAWING WITH LATEST MODEL.	25JUN15 YMH	S.LIU/JIHE



SBNHH-1D65C
 SBNHH-1D65C.TMO
 SBNHH-1D65C-SR

THIRD ANGLE PROJECTION

MATERIAL N/A	DENSITY:	UNLESS OTHERWISE SPECIFIED DIMENSIONS ARE IN MILLIMETERS INTERPRET PER ISO STANDARDS HANDBOOK, TECHNICAL DRAWINGS, VOLUMES 1 & 2, THIRD EDITION (2002)	WESTCHESTER, IL. 60154 U.S.A.	
	MASS:		ANDREW®	
FINISH N/A	TOLERANCES		THIRD ANGLE PROJECTION	
	0 PLACE X± 1 PLACE .X± 2 PLACE .XX± ANGLES ± ALL SURFACES ✓		PRODUCT DRAWING	
DRAWN BY KT 4/18/13		SIZE	CAGE CODE	DOCUMENT NO.
ECN 8000008550-O		A1	84147	SBNHH-1D65C-L
AUTH. GROUP 23		MODEL	DRAWING	
NOTICE: These drawings and specifications are the proprietary property of ANDREW CORPORATION and may be used only for the specific purpose authorized in writing by Andrew.		VERSION	STATUS	REVISION
		13	RE	N 07 RE H
				SHEET 1 OF 1

8

7

6

THIRD ANGLE PROJECTION

3

2

1