

4

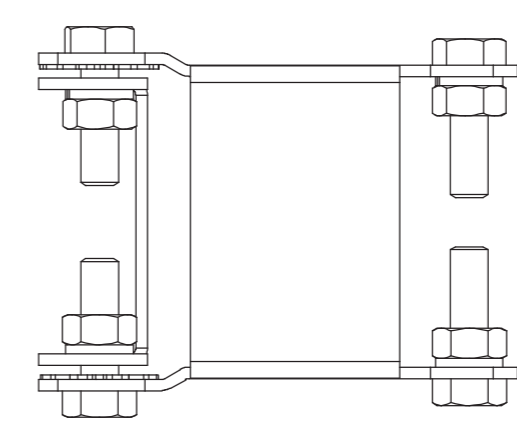
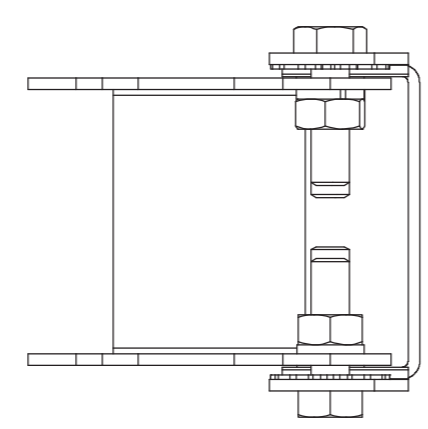
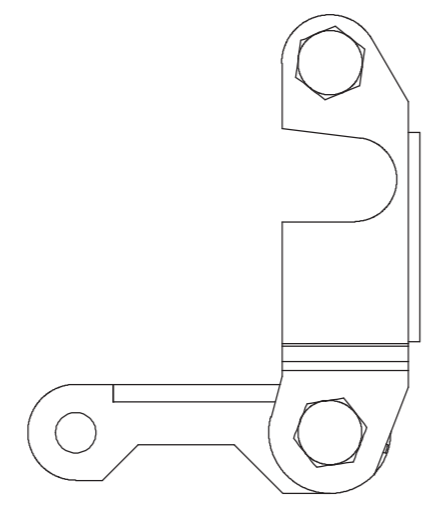
3

2

1



NOTES:

| REVISIONS | | | |
|-----------|--|-------------|----------|
| REV | DESCRIPTION | DATE | APPROVED |
| A | ECR 8000003574: REL TO PRODUCTION PER EAO 601665 | 17SEP14 JJH | MB XA |



DB5098

CONFIDENTIAL

| | | | | |
|--|---|--|--|---|
| MATERIAL N/A | DENSITY: N/A MASS: 0.770 Kg | UNLESS OTHERWISE SPECIFIED DIMENSIONS ARE IN MILLIMETERS INTERPRET PER ISO STANDARDS HANDBOOK TECHNICAL DRAWINGS VOLUMES 1 & 2, THIRD EDITION (2002) |  WESTCHESTER, IL. 60154 U.S.A. | |
| FINISH N/A | TOLERANCES 0 PLACE X ± 1 PLACE .X ± 2 PLACE .XX ± ANGLES ± ALL SURFACES ✓ | | THIRD ANGLE PROJECTION  | |
| | DRAWN BY JJH 17SEP14 ECN 8000003574-O | | SIZE A2 CAGE CODE 84147 | DOCUMENT NO. DB5098-L |
| NOTICE: These drawings and specifications are the proprietary property of ANDREW CORPORATION and may be used only for the specific purpose authorized in writing by Andrew. | | | AUTH. GROUP 23 | MODEL DRAWING VERSION STATUS REVISION 00 RE A |
| | | | VERSION STATUS REVISION 00 RE A | SHEET 1 OF 1 |

4

3

2

1

D

D

C

C

B

B

A

A