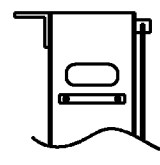

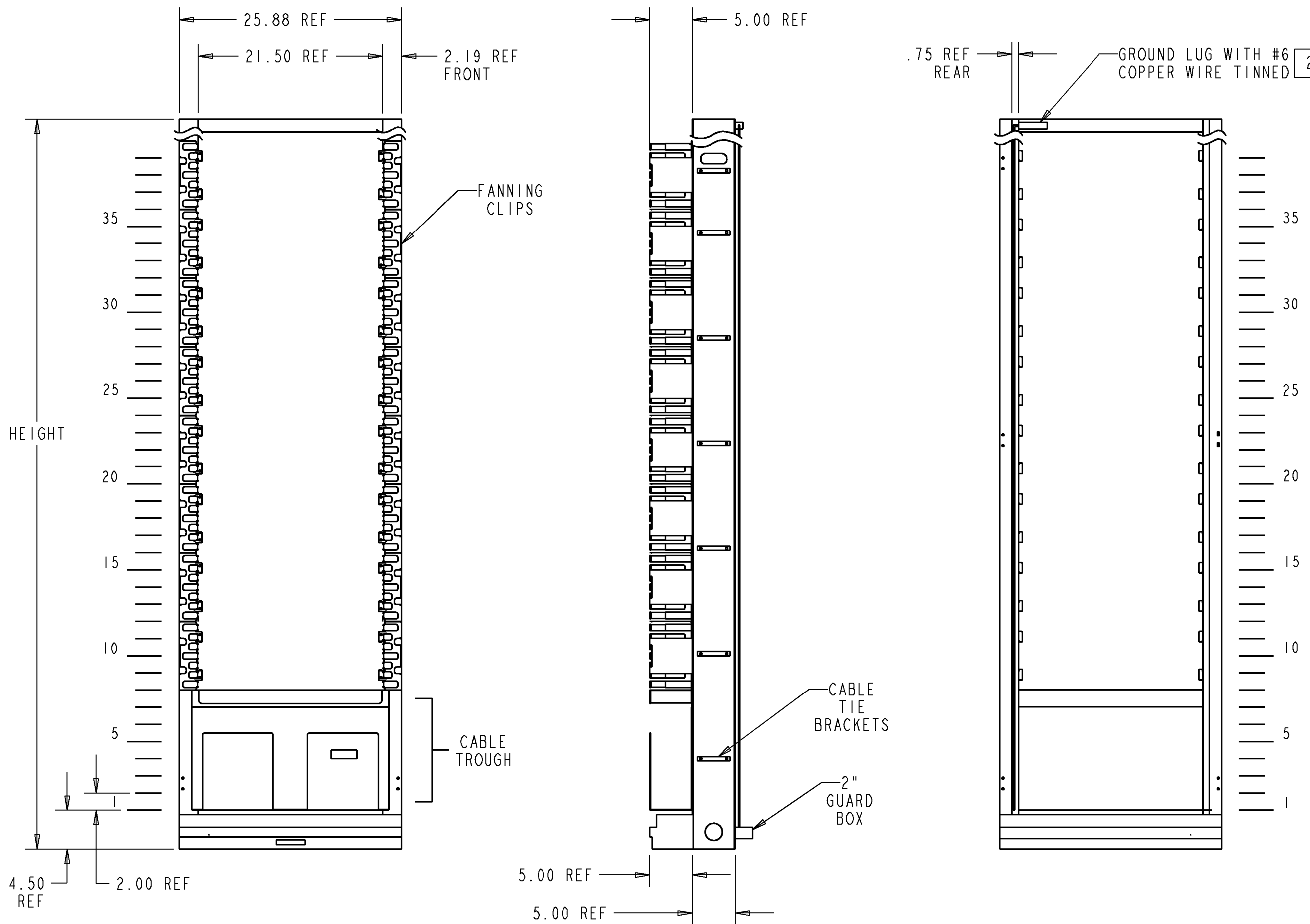


REV	ECO	DWN	DATE
D	20008567	DAJ	03-19-98
E	20075437	CSL	30-NOV-00



UPPER RACK DETAIL
FOR RACKS OVER 8' TALL



NOTES:

1. RACK HAS (SEE TAB) 2.0" X 23.0" MOUNTING SPACES TAPPED 12-24 FRONT AND REAR.

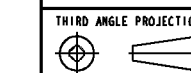
[2] GROUND WIRE LUG IS NOT ASSEMBLED TO BAY.

E-501-L91-BK	7'-0"	39	16	BLACK
E-501-L468	2.6M	47	20	PUTTY
E-501-L238	5'-0"	27	10	PUTTY
E-501-L363	10'-0"	56	24	PUTTY
E-501-L104	8'-0"	45	18	PUTTY
E-501-L93	11'-6"	65	28	PUTTY
E-501-L92	9'-0"	50	20	PUTTY
E-501-L91	7'-0"	39	16	PUTTY
CATALOG NUMBER	HEIGHT	RACK SPACES	VERTICAL CABLE GUIDES	RACK COLOR



INFORMATION ON THIS DOCUMENT IS PROPRIETARY TO ADC AND SHALL NOT BE USED, COPIED, REPRODUCED OR DISCLOSED IN WHOLE OR IN PART WITHOUT WRITTEN CONSENT OF ADC.

TOLERANCE UNLESS OTHERWISE SPECIFIED .XX: N/A .XXX: N/A ANGULAR: N/A



DO NOT SCALE DRAWING

ENGR: JIM BRANDT
DWN: MICHAEL VILLAS

TITLE
FDF, UNIVERSAL FR CA MGMT
(INSTALLATION DRAWING)

C SIZE DRAWING NUMBER
4-27400-5810

E REV
SHT. 1 OF 1