


# NNV4SSP-65S-F4



18-port, 4x 698-896MHz, 8x 1695-2690MHz, 4x CBRS, 2x LAA, 65°, 2 ft, 4deg fixed tilt for 698-896MHz and 1695-2690MHz, 0deg fixed tilt for 3300-4200MHz and 5150-5925MHz

## OBSOLETE

This product was discontinued on: November 30, 2023

### Replaced By:

NNV4S6-65S-F4      24-port, 4x 698-896MHz, 8x 1695-2690MHz, 12x 3300-4200MHz, 65°, 2 ft, 4deg fixed tilt for 698-896MHz and 1695-2690MHz, 0deg fixed tilt for 3300-4200MHz

## General Specifications

<b>Antenna Type</b>	Small Cell
<b>Band</b>	Multiband
<b>Color</b>	Light Gray (RAL 7035)
<b>Grounding Type</b>	RF connector inner conductor and body grounded to reflector and mounting bracket
<b>Performance Note</b>	Outdoor usage
<b>Radome Material</b>	Fiberglass, UV resistant
<b>Reflector Material</b>	Aluminum
<b>RF Connector Interface</b>	4.3-10 Female
<b>RF Connector Location</b>	Bottom
<b>RF Connector Quantity, high band</b>	6
<b>RF Connector Quantity, mid band</b>	8
<b>RF Connector Quantity, low band</b>	4
<b>RF Connector Quantity, total</b>	18

## Dimensions

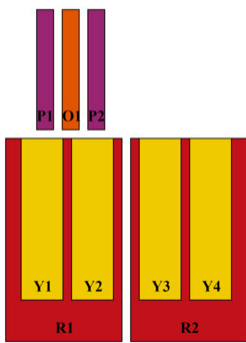
<b>Width</b>	498 mm   19.606 in
<b>Depth</b>	197 mm   7.756 in
<b>Length</b>	610 mm   24.016 in
<b>Net Weight, without mounting kit</b>	13.5 kg   29.762 lb

# NNV4SSP-65S-F4

## 5 GHz Port Power Table

5 GHz Band - FCC Power Requirements				
U-NII Band	U-NII 1	U-NII 2A	U-NII 2C	U-NII 3
Frequency (MHz)	5150 - 5250	5250 - 5350	5470 - 5725	5725 - 5850
Max Input power to align with FCC Title 47 Part 15 (Watts)	0.5	0.125	0.125	0.5

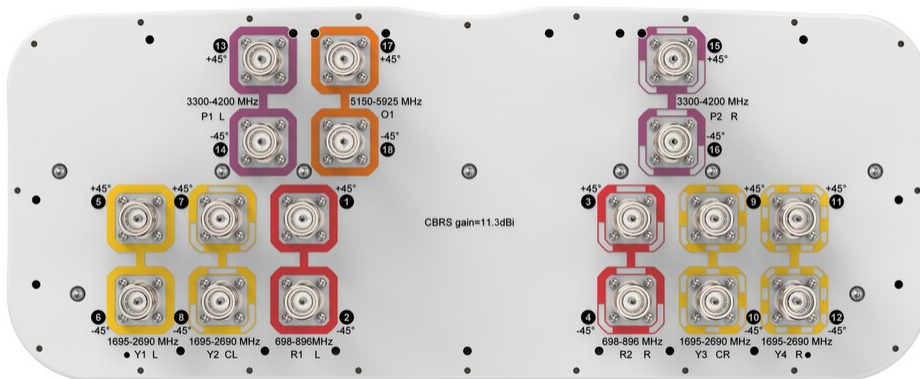
## Array Layout



Array ID	Frequency (MHz)	RF Connector	RET (N/A)	AISG No.	AISG RET UID
R1	698-896	1 - 2	N/A	NA	N/A
R2	698-896	3 - 4			
Y1	1695-2690	5 - 6			
Y2	1695-2690	7 - 8			
Y3	1695-2690	9 - 10			
Y4	1695-2690	11 - 12			
P1	3300-4200	13 - 14			
P2	3300-4200	15 - 16			
O1	5150-5925	17 - 18			

(Sizes of colored boxes are not true depictions of array sizes)

## Port Configuration



## Electrical Specifications

### Impedance

50 ohm

### Operating Frequency Band

1695 – 2690 MHz | 3300 – 4200 MHz | 5150 – 5925 MHz | 698 – 896 MHz

# NNV4SSP-65S-F4

<b>Polarization</b>	±45°
<b>Total Input Power, maximum</b>	1,000 W @ 50 °C

## Electrical Specifications

<b>Frequency Band, MHz</b>	<b>698–806</b>	<b>824–896</b>	<b>1695–1920</b>	<b>1920–2180</b>	<b>2300–2690</b>	<b>3300–3550</b>	<b>3550–3700</b>	<b>3700–4200</b>
<b>Gain, dBi</b>	10.1	10.2	13.3	13.8	14	10.7	10.9	10.6
<b>Beamwidth, Horizontal, degrees</b>	80	74	70	63	60	66	62	73
<b>Beamwidth, Vertical, degrees</b>	41	38	19	17	14	32	33	34
<b>Beam Tilt, degrees</b>	4	4	4	4	4	0	0	0
<b>Front-to-Back Ratio at 180°, dB</b>	25	26	25	30	29	24	24	22
<b>Isolation, Cross Polarization, dB</b>	25	25	25	25	25	25	25	25
<b>VSWR   Return loss, dB</b>	1.5 14.0	1.5 14.0	1.5 14.0	1.5 14.0	1.5 14.0	1.5 14.0	1.5 14.0	1.5 14.0
<b>PIM, 3rd Order, 2 x 20 W, dBc</b>	-153	-153	-153	-153	-153	-145	-145	-145
<b>Input Power per Port at 50°C, maximum, watts</b>	80	80	80	80	80	50	50	50

## Electrical Specifications

<b>Frequency Band, MHz</b>	<b>5150–5250</b>	<b>5250–5925</b>
<b>Gain, dBi</b>	2.4	3.3
<b>Beamwidth, Horizontal, degrees</b>	53	39
<b>Beamwidth, Vertical, degrees</b>	22	22
<b>Beam Tilt, degrees</b>	0	0
<b>Front-to-Back Ratio at 180°, dB</b>	28	27
<b>Isolation, Cross Polarization, dB</b>	25	25
<b>VSWR   Return loss, dB</b>	1.5 14.0	1.5 14.0
<b>Input Power per Port at 50°C, maximum, watts</b>	5	5

## Mechanical Specifications

<b>Wind Loading @ Velocity, frontal</b>	219.0 N @ 150 km/h (49.2 lbf @ 150 km/h)
<b>Wind Loading @ Velocity, lateral</b>	64.0 N @ 150 km/h (14.4 lbf @ 150 km/h)
<b>Wind Loading @ Velocity, maximum</b>	285.0 N @ 150 km/h (64.1 lbf @ 150 km/h)

# NNV4SSP-65S-F4

---

<b>Wind Loading @ Velocity, rear</b>	180.0 N @ 150 km/h (40.5 lbf @ 150 km/h)
<b>Wind Speed, maximum</b>	241 km/h (150 mph)

## Packaging and Weights

<b>Width, packed</b>	608 mm   23.937 in
<b>Depth, packed</b>	352 mm   13.858 in
<b>Length, packed</b>	782 mm   30.787 in
<b>Weight, gross</b>	23.5 kg   51.809 lb

## Regulatory Compliance/Certifications

<b>Agency</b>	<b>Classification</b>
CHINA-ROHS	Below maximum concentration value
ISO 9001:2015	Designed, manufactured and/or distributed under this quality management system
REACH-SVHC	Compliant as per SVHC revision on <a href="http://www.commscope.com/ProductCompliance">www.commscope.com/ProductCompliance</a>
ROHS	Compliant
UK-ROHS	Compliant/Exempted



## Included Products

BSAMNT-3	–	Wide Profile Antenna Downtilt Mounting Kit for 2.4 - 4.5 in (60 - 115 mm) OD round members. Kit contains one scissor top bracket set and one bottom bracket set.
----------	---	------------------------------------------------------------------------------------------------------------------------------------------------------------------

## \* Footnotes

<b>Performance Note</b>	Severe environmental conditions may degrade optimum performance
-------------------------	-----------------------------------------------------------------

# BSAMNT-3



Wide Profile Antenna Downtilt Mounting Kit for 2.4 - 4.5 in (60 - 115 mm) OD round members. Kit contains one scissor top bracket set and one bottom bracket set.

## Product Classification

**Product Type** Downtilt mounting kit

## General Specifications

**Application** Outdoor

**Color** Silver

## Dimensions

**Compatible Diameter, maximum** 115 mm | 4.528 in

**Compatible Diameter, minimum** 60 mm | 2.362 in

**Weight, net** 6.2 kg | 13.669 lb

## Material Specifications

**Material Type** Galvanized steel

## Packaging and Weights

**Included** Brackets | Hardware

**Packaging quantity** 1

**Weight, gross** 6.4 kg | 14.11 lb

## Regulatory Compliance/Certifications

Agency	Classification
CE	Compliant with the relevant CE product directives
CHINA-ROHS	Below maximum concentration value
ISO 9001:2015	Designed, manufactured and/or distributed under this quality management system
REACH-SVHC	Compliant as per SVHC revision on <a href="http://www.commscope.com/ProductCompliance">www.commscope.com/ProductCompliance</a>
ROHS	Compliant
UK-ROHS	Compliant

# BSAMNT-3

---

