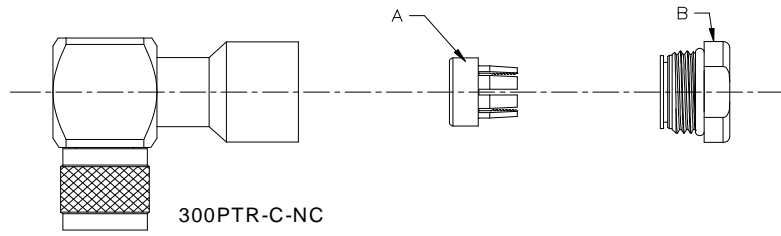


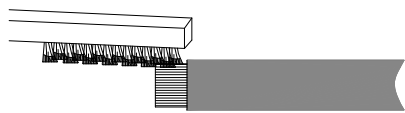
Installation Instructions Connector Attachment

For Braided Cable CNT-300, 5D-FB, WBC-300
TNC Male, Right Angle, Captivated pin,
Clamp-type Body: 300PTR-C-NC

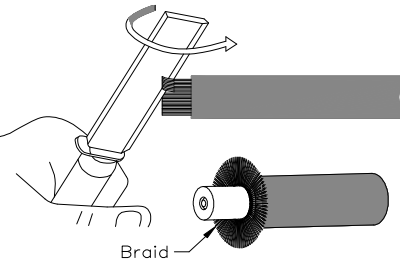


1 Remove 6.5 mm (0.256") of Jacket only, exposing braided wire.

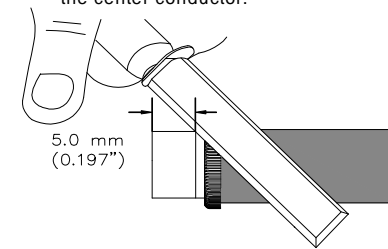
2 Comb the braided wires to straight.



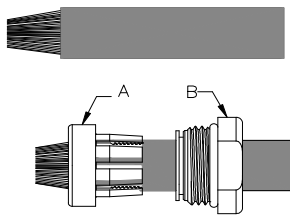
3 Fold braid around jacket out as shown.



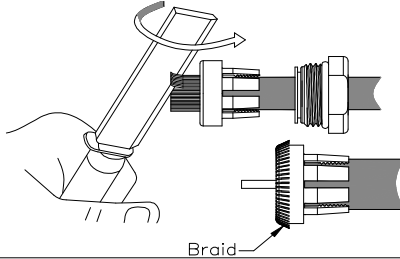
4 Remove 5.0 mm (0.197") of foam. Remove all foam/glue residue from the center conductor.



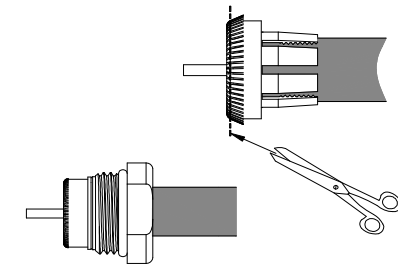
5 Make the braid small and sharp at the front; Slide part B and Screw part A onto cable without damaging the braid.



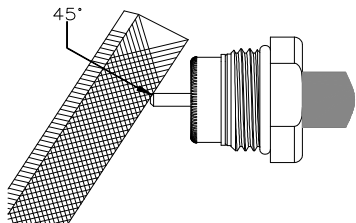
6 Fold braid around part A and comb braid as shown, the braid should be straight and equally spaced after comb.



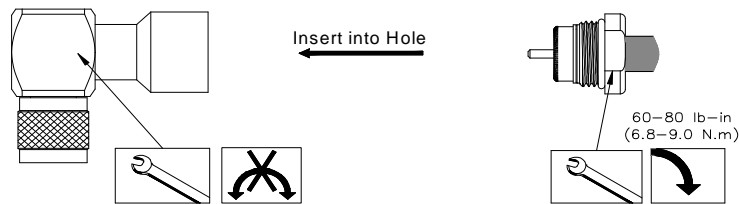
7 Cut off the redundant braid as shown.



8 Chamfer the center conductor at a 45° angle.



9 The cable center conductor must be straight and aligned with the connector inner contact. Insert the cable into the connector body until stopped; the center conductor must be inserted into the connector inner contact fingers. Tighten the connection to the torque value of 60-80 lb-in (6.8-9.0 N.m).
Note: Do not turn connector body, turn clamp nut attachment.



部件名称 (Part Name)	表一 有毒有害物质或元素名称及含量标识格式					
	有毒有害物质或元素					
	铅 (Pb)	汞 (Hg)	镉 (Cd)	六价铬 (Cr6+)	多溴联苯 (PBB)	多溴二苯醚 (PBDE)
连接器 (Connector)	X	O	O	O	O	O

O: 表示有毒有害物质在该部件所有的均质材料中的含量均在SJ/T 11363-2006规定的限量要求以下。
X: 表示该有毒有害物质至少在该部件的某一均质材料中的含量超出SJ/T 11363-2006规定的限量要求。



Installation Training Available at Andrew Institute

Notice: Andrew disclaims any liability or responsibility for the results of improper or unsafe installation, inspection, maintenance, or removal practices

Andrew Wireless Solutions
3 Westbrook Corporate Center, Suite 900, Westchester, Illinois U.S.A. 60154
+1 (779) 435-8579 Fax (U.S.A.): 1-800-349-5444
www.andrew.com
Copyright © 2010 by Andrew Corporation

Customer Service, 24 hours
U.S.A., Canada, Mexico: 1-800-255-1479
U.K.: 0800 250055
Other Europe: +44 592 782 612
China: +86 512-6256-8805

