

THIS DRAWING IS UNPUBLISHED  
© 2016 COMMSCOPE, INC. CONFIDENTIAL

RELEASED FOR PUBLICATION  
NOTICE: THESE DRAWINGS AND SPECIFICATIONS ARE THE PROPRIETARY PROPERTY OF COMMSCOPE, INC. AND MAY BE USED ONLY FOR THE SPECIFIC PURPOSE AUTHORIZED IN WRITING BY COMMSCOPE, INC.

REVISIONS

P	LTR	DESCRIPTION	DATE	DWN	APVD
A		MCO# - 40023924MCO. RELEASED	07AUG2015	ACG	JS
B		REV PER BNS_CD_BRAND	07FEB2017	GG	DC

SCHEMATIC VIEWS  
(FOR REFERENCE ONLY)

1. PRODUCT: 100% FACTORY TESTED.
2. PRODUCT COMPATIBILITY (ADDITIONAL INFORMATION):
  - > UCP PANELS: PN 1-1671590-1/ ANGLED AND PN 1-1671594-1 / FLUSH-MOUNT. (INST.SHEET 411-117007).
  - > IDENTIFICATION ICONS: PN 558176-X, PN 558198-X, PN 558199-X, PN 558821-X and 1375092-X.

ALL THOSE PRODUCTS/ACCESORIES ARE NOT INCLUDED IN THIS KIT. TO BE ORDERED SEPARATELY.

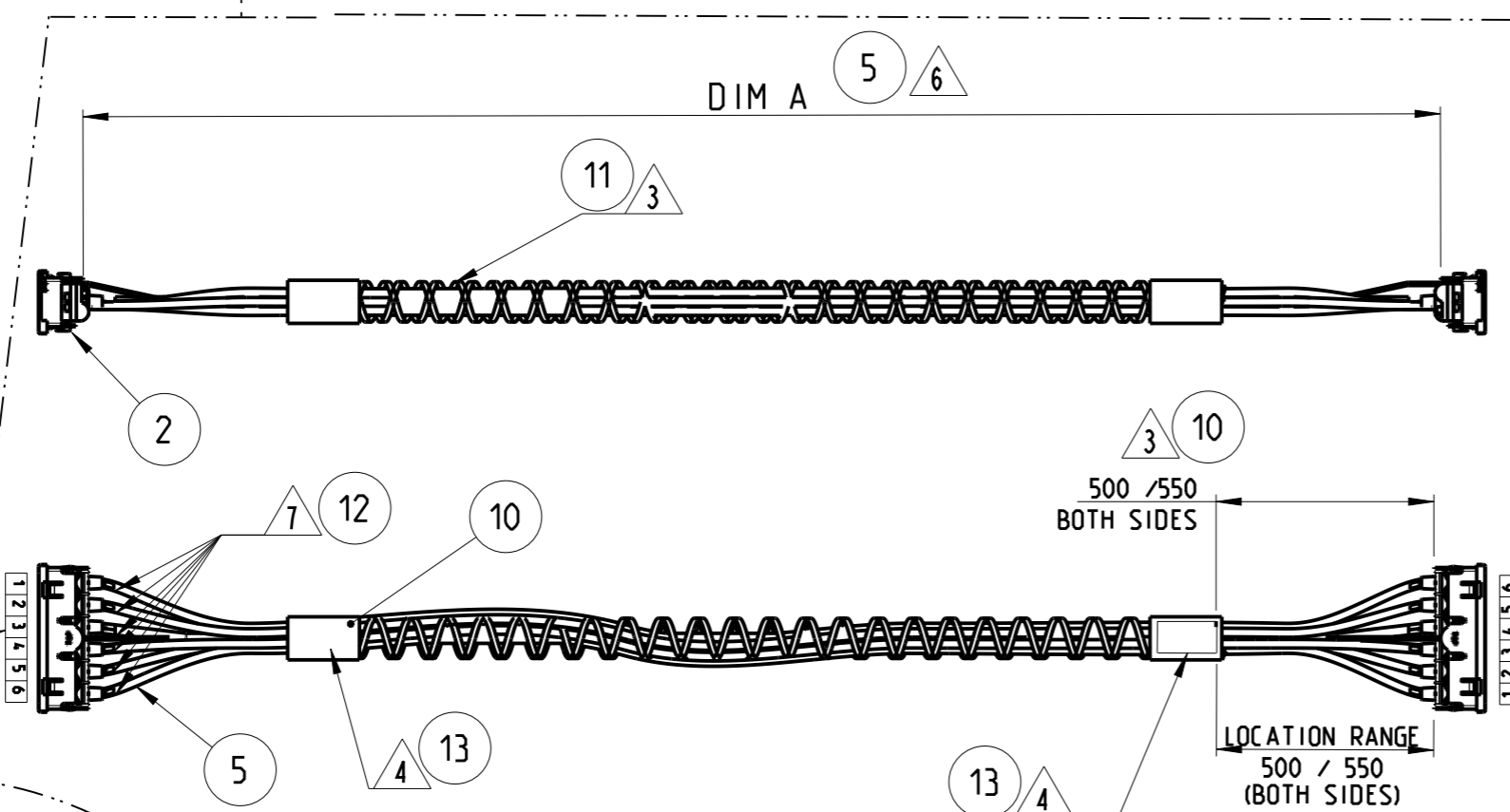
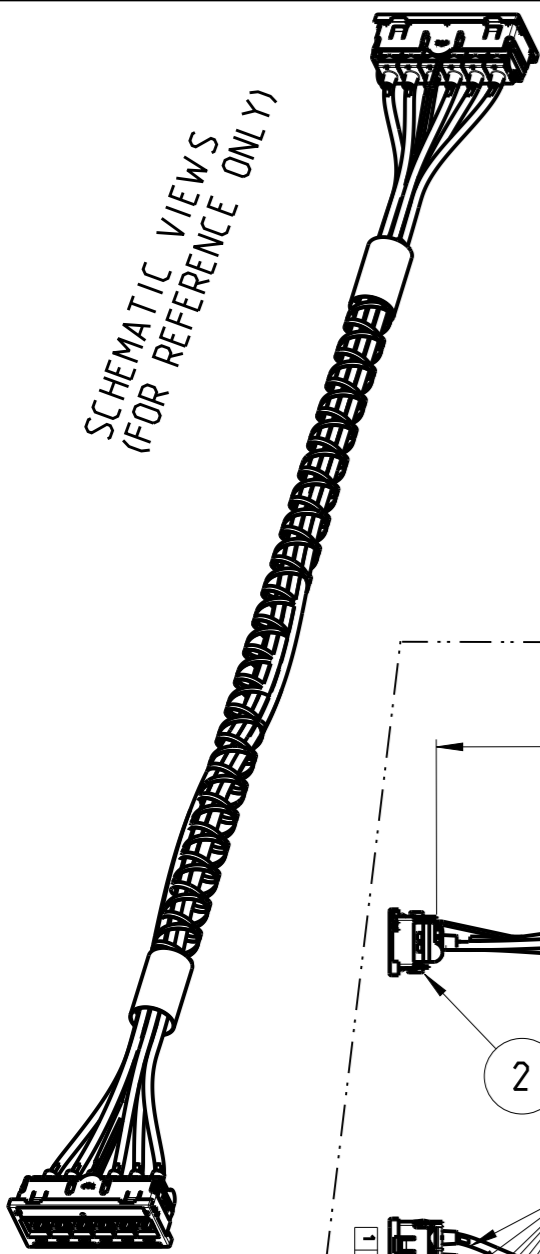
- 3 ALL 6 CABLES SHALL BE BUNDLED USING APPROVED TAPING METHOD. (BRAIDED SLEEVE -HELICAL BUNDLE- SHOWN ON VIEWS IS FOR REF. ONLY).
- 4 PRODUCT LABELING: ACCORDING TO SPEC. 107-93008 (LOCATE APPROX. AS SHOWN).

5. PRODUCT PACKAGING: ACCORDING TO PACKAGING SPEC., WITH CORRESPONDING LABELS. SHALL CONFORM TO SPEC. 107-64

- 6 OVERALL LENGTH OF CABLE ASSEMBLY (DIM A): Min.-0, Max: +2% AVAILABLE LENGTHS: Refer to COMMSCOPE Catalogue.

- 7 PORT ID LABELS, ACCORDING TO DETAIL NUMBERING (BOTH SIDES).

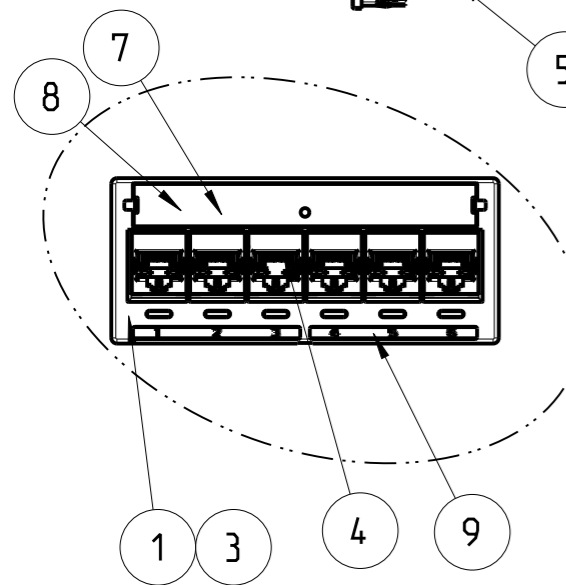
8. ALL DIMENSIONS ARE SHOWN FOR REFERENCE ONLY.



SCHEMATIC VIEWS  
(FOR REFERENCE ONLY)

3	WHITE	PRODUCT LABEL (NOT SHOWN) 2 on Product /1 on pack. box	13
2	TRANSP.	NUMBER LABELS. for EACH INDV.CABLE	12
AR	BLACK	BRAIDED SLEEVE (for CABLE BUNDLE)	11
AR	BLACK	TUBE	10
2	BLACK	ID LABEL 1-6	9
2	TRANSP.	LABEL COVER	8
2	WHITE. PAPER	LABEL SHEET	7
AR	BLACK	FOCAB 1 mm. PLASTIC	6
AR	--	CABLE CAT. 6. UTP. LSFRZH. AWG 23	5
12	--	SL 110 JACK. CAT. 6	4
2	--	METAL FRAME. SIGMA-LINK QUICK-FIT	3
2	BLACK	HOLDER. SIGMA-LINK QUICK-FIT	2
2	BLACK	FRONT COVER. SIGMA-LINK QUICK-FIT	1
QTY.	COLOR	DESCRIPTION	ITEM

Detail Numbering  
on both sides  
(for ref. only)



THIS DRAWING IS A CONTROLLED DOCUMENT.

DIMENSIONS:	TOLERANCES UNLESS OTHERWISE SPECIFIED:
mm	
	0 PLC ±20.0
	1 PLC ±13.0
	2 PLC ±
	3 PLC ±
	4 PLC ±
	ANGLES ±2°
MATERIAL	FINISH
-	-
-	-

DWN	12 JUN 2015
A.CARRERAS	
CHK	12 JUN 2015
L.COBACHO	
APVD	12 JUN 2015
J.SANABRA	
PRODUCT SPEC	108-93034
APPLICATION SPEC	411-117007
WEIGHT	-
Customer Drawing	

COMMSCOPE, INC.				
NAME				
S-Link QF Cable Assembly UTP Class E with PoF / H to H BS				
SIZE	CAGE CODE	DRAWING NO	RESTRICTED TO	
A3	-	C-2153469	-	
SCALE		SHEET	OF	REV
NTS		1	1	B