

THIS DRAWING IS UNPUBLISHED.  
© 2016 COMMSCOPE, INC. CONFIDENTIAL

RELEASED FOR PUBLICATION  
NOTICE: THESE DRAWINGS AND SPECIFICATIONS ARE THE PROPRIETARY PROPERTY OF COMMSCOPE, INC. AND MAY BE USED ONLY FOR THE SPECIFIC PURPOSE AUTHORIZED IN WRITING BY COMMSCOPE, INC.

REVISIONS

P	LTR	DESCRIPTION	DATE	DWN	APVD
A		FIRST ISSUE. RELEASED	05FEB2014	ACG	JS
B		REV PER BNS_CD_BRAND	03FEB2017	GG	DC

SCHEMATIC VIEW  
(FOR REFERENCE ONLY)

1. PRODUCT: 100% FACTORY TESTED.
2. PRODUCT COMPATIBILITY (ADDITIONAL INFORMATION):
  - > UCP PANELS: PN 1-1671590-1/ ANGLED AND PN 1-1671594-1 / FLUSH-MOUNT. (INST.SHEET 411-117007).
  - > IDENTIFICATION ICONS: PN 558176-X, PN 558198-X, PN 558199-X, PN 558821-X and 1375092-X.

ALL THOSE PRODUCTS/ACCESORIES ARE NOT INCLUDED IN THIS KIT. TO BE ORDERED SEPARATELY.

3 ALL 6 CABLES SHALL BE BUNDLED USING TE CONNECTIVITY APPROVED TAPING METHOD. GAP BETWEEN TAPES: APPROX. 1.0 m OR OTHER APPROVED. (HELICOIDAL CABLE BUNDLE SHOWN ON VIEW IS FOR REFERENCE ONLY).

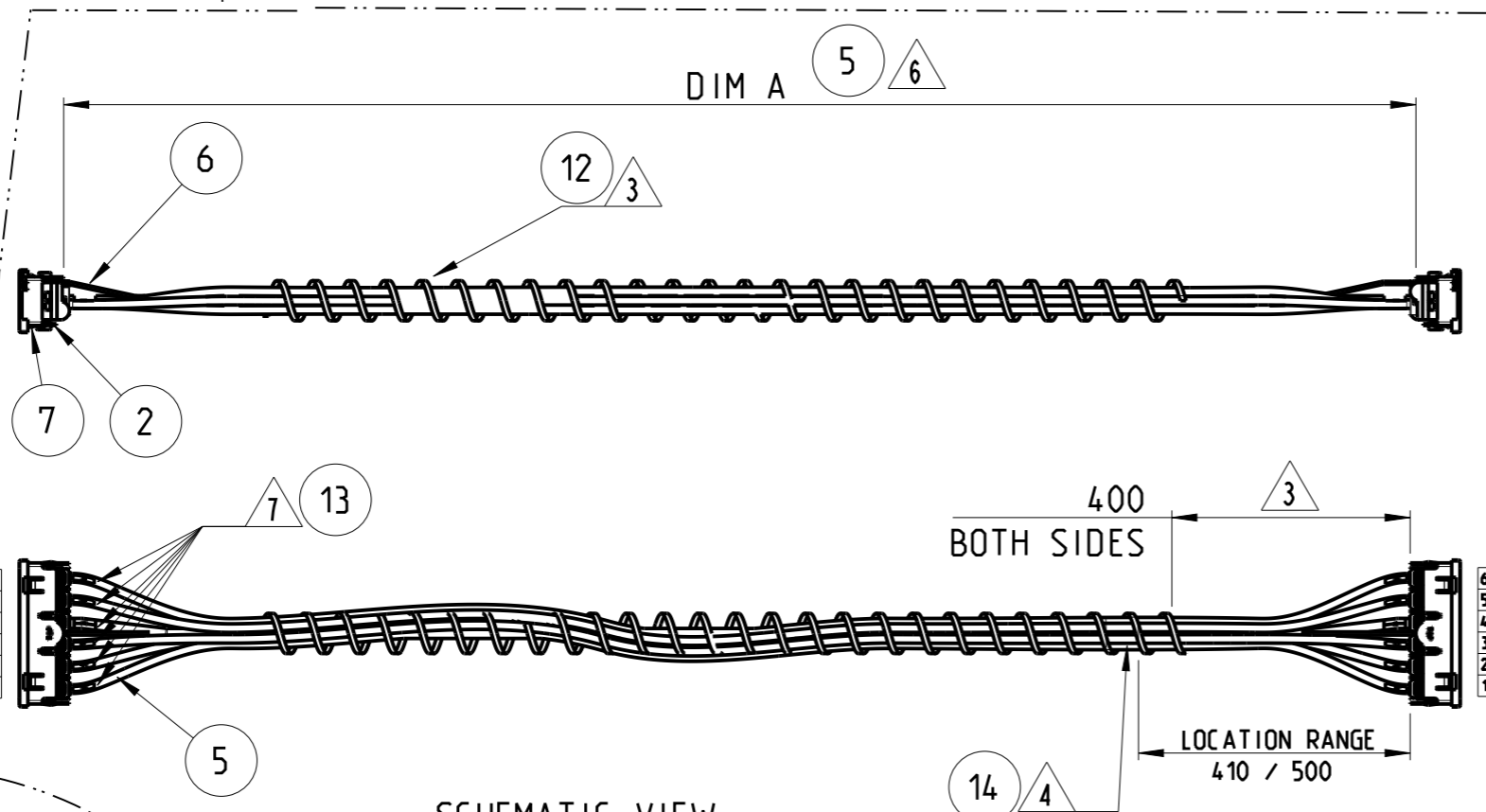
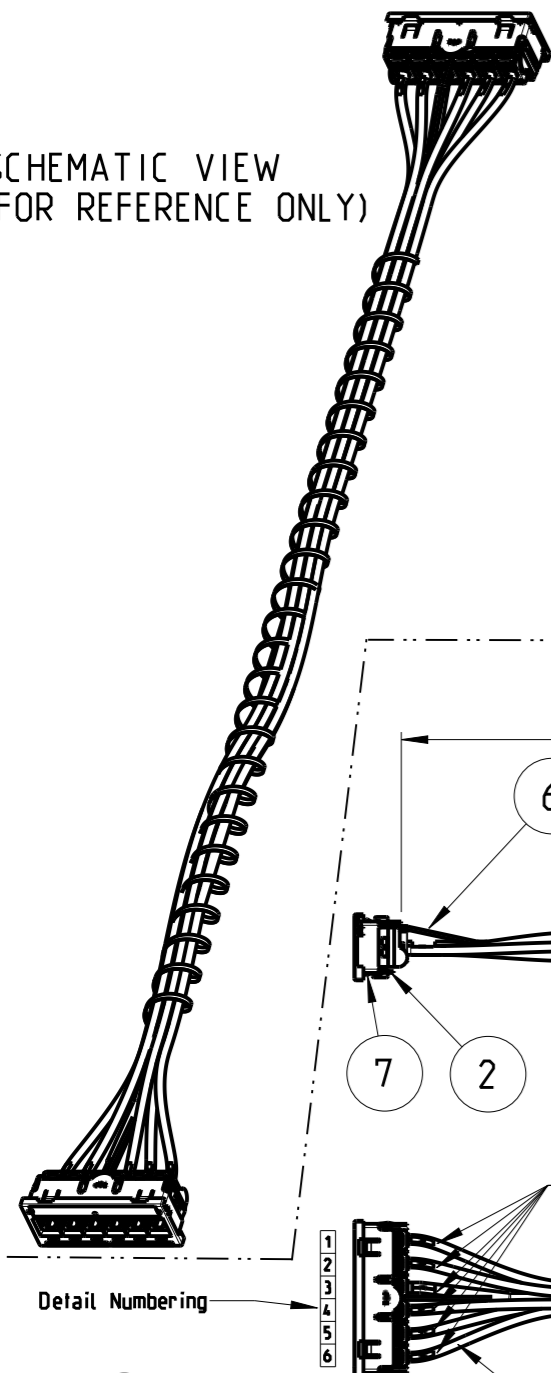
4 PRODUCT LABELING: ACCORDING TO SPEC. 107-93008 (LOCATEC APPROX. AS SHOWN).

5. PRODUCT PACKAGING: ACCORDING TO PACK. SPEC. 107-117011, WITH CORRESPONDING LABEL. SHALL CONFORM TO SPEC. 107-64

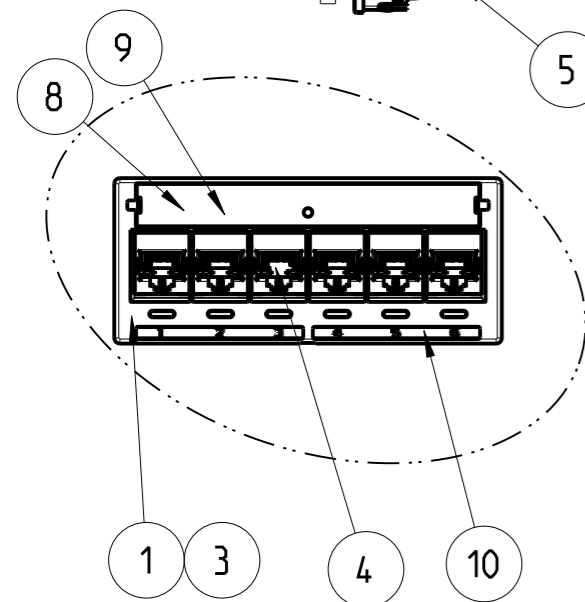
6 OVERALL LENGTH OF CABLE ASSEMBLY (DIM A): Min.-0, Max: +2% AVAILABLE LENGTHS: Refer to COMMSCOPE Catalogue.

7 PORT ID LABELS, ACCORDING TO DETAIL NUMBERING (BOTH SIDES).

8. ALL DIMENSIONS ARE SHOWN FOR REFERENCE ONLY.



SCHEMATIC VIEW  
(FOR REFERENCE ONLY)



QTY.	COLOR	DESCRIPTION	ITEM
1	WHITE	PRODUCT LABEL (NOT SHOWN)	14
2	TRANSP.	NUMBER LABELS. for EACH INDV.CABLE	13
AR	WHITE	TAPE for CABLE BUNDLE	12
1	--	QC - document 108-117000 (NOT SHOWN)	11
2	BLACK	ID LABEL 1-6	10
2	TRANSP.	LABEL COVER	9
2	WHITE. PAPER	LABEL SHEET	8
2	--	GROUNDING SPRING CLIP	7
AR	BLACK	FOCAB 1 mm. PLASTIC	6
AR	--	CAT. 7. PR4. F/FTP. LSZH. AWG 23 Solid	5
12	--	AMP-TWIST. 6AS SL JACK W/O DUST COVER	4
2	--	METAL FRAME. SIGMA-LINK QUICK-FIT	3
2	BLACK	HOLDER. SIGMA-LINK QUICK-FIT	2
2	BLACK	FRONT COVER. SIGMA-LINK QUICK-FIT	1

THIS DRAWING IS A CONTROLLED DOCUMENT.

DIMENSIONS:	TOLERANCES UNLESS OTHERWISE SPECIFIED:
mm	
	0 PLC ±20.0
	1 PLC ±13.0
	2 PLC ±
	3 PLC ±
	4 PLC ±
	ANGLES ±2°
MATERIAL	FINISH
-	-
-	-

DWN	A.CARRERAS	05FEB2014
CHK	L.COACHO	05FEB2014
APVD	J.SANABRA	05FEB2014
PRODUCT SPEC	-	-
APPLICATION SPEC	-	-
WEIGHT	-	-
Customer Drawing		

COMMSCOPE, INC.

S-Link QF Cable Assembly  
STP Class EA with PoF / H to H

SIZE	CAGE CODE	DRAWING NO	RESTRICTED TO
A3	-	C-2153146	-
SCALE	NTS	SHEET 1 OF 1	REV B