


8108080/DB | P-144-LN-8W-F12BK/25D



Fiber indoor/outdoor cable, LightScope ZWP®, Single Jacket All-Dielectric, Plenum Rated, 144 fiber, Singlemode G.652.D and G.657.A1, Gel-Free, Stranded Loose Tube, PVDF jacket, Meters jacket marking, Black jacket color

Product Classification

Regional Availability	Asia Australia/New Zealand Latin America Middle East /Africa North America
Portfolio	CommScope®
Product Type	Fiber indoor/outdoor cable
Product Series	P-LN

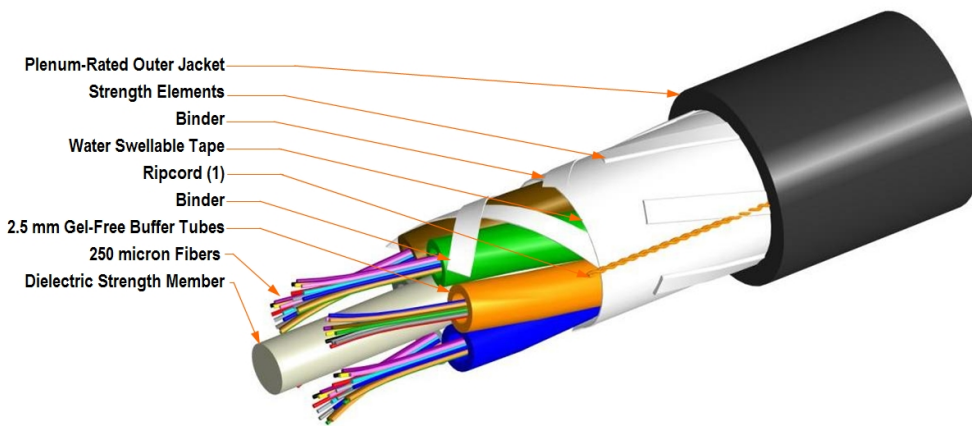
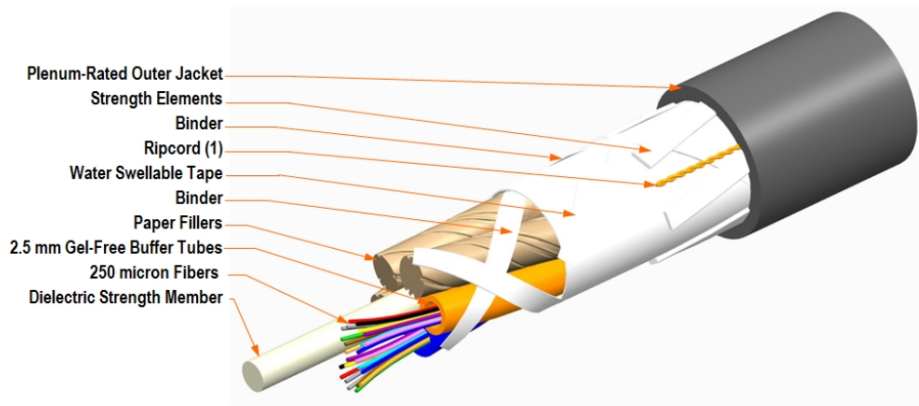
General Specifications

Cable Type	Stranded loose tube
Construction Type	Non-armored
Subunit Type	Gel-free
Jacket Color	Black
Jacket Marking	Feet
Subunit, quantity	12
Fibers per Subunit, quantity	12
Total Fiber Count	144

Dimensions

Buffer Tube/Subunit Diameter	2.5 mm 0.098 in
Diameter Over Jacket	15.3 mm 0.602 in

Representative Image



Mechanical Specifications

Minimum Bend Radius, loaded	229 mm 9.016 in
Minimum Bend Radius, unloaded	153 mm 6.024 in
Tensile Load, long term, maximum	800 N 179.847 lbf
Tensile Load, short term, maximum	2700 N 606.984 lbf
Compression	22 N/mm 125.623 lb/in
Compression Test Method	FOTP-41 IEC 60794-1 E3
Flex	25 cycles
Flex Test Method	FOTP-104 IEC 60794-1 E6
Impact	5.15 N-m 45.581 in lb
Impact Test Method	FOTP-25 IEC 60794-1 E4
Strain	See long and short term tensile loads
Strain Test Method	FOTP-33 IEC 60794-1 E1
Twist	10 cycles

8108080/DB | P-144-LN-8W-F12BK/25D

Twist Test Method FOTP-85 | IEC 60794-1 E7

Vertical Rise, maximum 329 m | 1,079.396 ft

Optical Specifications

Fiber Type G.652.D and G.657.A1 | G.652.D and G.657.A1

Environmental Specifications

Installation temperature -30 °C to +70 °C (-22 °F to +158 °F)

Operating Temperature -40 °C to +70 °C (-40 °F to +158 °F)

Storage Temperature -40 °C to +75 °C (-40 °F to +167 °F)

Cable Qualification Standards ANSI/ICEA S-104-696 | EN 187105 | Telcordia GR-409

Environmental Space Plenum

Flame Test Listing NEC OFNP (ETL) and c(ETL)

Flame Test Method NFPA 130 | NFPA 262

Jacket UV Resistance UV stabilized

Water Penetration 24 h

Water Penetration Test Method FOTP-82 | IEC 60794-1 F5

Environmental Test Specifications

Cable Freeze -2 °C | 28.4 °F

Cable Freeze Test Method FOTP-98 | IEC 60794-1 F15

Heat Age -40 °C to +85 °C (-40 °F to +185 °F)

Heat Age Test Method IEC 60794-1 F9

Low High Bend -30 °C to +60 °C (-22 °F to +140 °F)

Low High Bend Test Method FOTP-37 | IEC 60794-1 E11

Temperature Cycle -40 °C to +70 °C (-40 °F to +158 °F)

Temperature Cycle Test Method FOTP-3 | IEC 60794-1 F1

Packaging and Weights

Cable weight 248 kg/km | 166.648 lb/kft

Regulatory Compliance/Certifications

Agency	Classification
ISO 9001:2015	Designed, manufactured and/or distributed under this quality management system



Included Products

DB-8W-LT – LightScope ZWP® Singlemode
Fiber

* Footnotes

Operating Temperature Specification applicable to non-terminated bulk fiber cable

DB-8W-LT



LightScope ZWP® Singlemode Fiber

Product Classification

Portfolio	CommScope®
Product Type	Optical fiber

General Specifications

Cladding Diameter	125 µm
Cladding Diameter Tolerance	±0.7 µm
Cladding Non-Circularity, maximum	0.7 %
Coating Diameter (Colored)	249 µm
Coating Diameter (Uncolored)	242 µm
Coating Diameter Tolerance (Colored)	±13 µm
Coating Diameter Tolerance (Uncolored)	±5 µm
Coating/Cladding Concentricity Error, maximum	12 µm
Core Diameter	8.3 µm
Core/Clad Offset, maximum	0.5 µm
Proof Test	689.476 N/mm ² 100000 psi

Dimensions

Fiber Curl, minimum	4 m 13.123 ft
----------------------------	-----------------

Mechanical Specifications

Macrobending, 20 mm Ø mandrel, 1 turn	0.75 dB @ 1,550 nm 1.50 dB @ 1,625 nm
Macrobending, 30 mm Ø mandrel, 10 turns	0.25 dB @ 1,550 nm 1.00 dB @ 1,625 nm
Macrobending, 60 mm Ø mandrel, 100 turns	0.05 dB @ 1,550 nm 0.05 dB @ 1,625 nm
Coating Strip Force, maximum	8.9 N 2.001 lbf
Coating Strip Force, minimum	1.3 N 0.292 lbf
Dynamic Fatigue Parameter, minimum	20

Optical Specifications

Cabled Cutoff Wavelength, maximum	1260 nm
Point Defects, maximum	0.1 dB

DB-8W-LT

Zero Dispersion Slope, maximum	0.092 ps/[km-nm-nm]
Zero Dispersion Wavelength, maximum	1324 nm
Zero Dispersion Wavelength, minimum	1300 nm

Optical Specifications, Wavelength Specific

Attenuation, maximum	0.22 dB/km @ 1,550 nm 0.25 dB/km @ 1,490 nm 0.25 dB/km @ 1,625 nm 0.36 dB/km @ 1,310 nm 0.36 dB/km @ 1,385 nm
Attenuation, typical	0.19 dB/m @ 1,550 nm 0.33 dB/m @ 1,310 nm
Backscatter Coefficient	-79.6 dB @ 1,310 nm -82.1 dB @ 1,550 nm
Dispersion, maximum	18 ps(nm-km) at 1550 nm 3.5 ps(nm-km) from 1285 nm to 1330 nm at 1310 nm
Index of Refraction	1.467 @ 1,310 nm 1.467 @ 1,385 nm 1.468 @ 1,550 nm
Mode Field Diameter	10.4 μm @ 1,550 nm 9.2 μm @ 1,310 nm 9.6 μm @ 1,385 nm
Mode Field Diameter Tolerance	$\pm 0.4 \mu\text{m}$ @ 1310 nm $\pm 0.5 \mu\text{m}$ @ 1550 nm $\pm 0.6 \mu\text{m}$ @ 1385 nm
Polarization Mode Dispersion Link Design Value, maximum	0.04 ps/sqrt(km)
Standards Compliance	ITU-T G.652.D ITU-T G.657.A1

Environmental Specifications

Heat Aging, maximum	0.05 dB/km @ 85 °C
Temperature Dependence, maximum	0.05 dB/km
Temperature Humidity Cycling, maximum	0.05 dB/km
Water Immersion, maximum	0.05 dB/km @ 23 °C

Regulatory Compliance/Certifications

Agency	Classification
ISO 9001:2015	Designed, manufactured and/or distributed under this quality management system



* Footnotes

Temperature Dependence, maximum	Temperature dependence is conducted at -60 °C to +85 °C (-76 °F to +185 °F)
Temperature Humidity Cycling, maximum	Temperature humidity cycling is conducted at -10 °C to +85 °C (+14 °F to +185 °F)

DB-8W-LT

up to 95% relative humidity