


# RZVV-65A-R4-V4



8-port sector antenna, 2x 694–960, 2x 1427–2690 and 4x 1695–2690 MHz, 65° HPBW, 4x RET

- Uses the 4.3-10 connector which is 40 percent smaller than the 7-16 DIN connector
- Supports re-configurable antenna sharing capability enabling control of the internal RET system using up to two separate RET compatible OEM radios

## General Specifications

<b>Antenna Type</b>	Sector
<b>Band</b>	Multiband
<b>Grounding Type</b>	RF connector inner conductor and body grounded to reflector and mounting bracket
<b>Performance Note</b>	Outdoor usage
<b>Radome Material</b>	Fiberglass, UV resistant
<b>Reflector Material</b>	Aluminum
<b>RF Connector Interface</b>	4.3-10 Female
<b>RF Connector Location</b>	Bottom
<b>RF Connector Quantity, high band</b>	6
<b>RF Connector Quantity, low band</b>	2
<b>RF Connector Quantity, total</b>	8

## Remote Electrical Tilt (RET) Information

<b>RET Hardware</b>	CommRET v2
<b>RET Interface</b>	8-pin DIN Female   8-pin DIN Male
<b>RET Interface, quantity</b>	2 female   2 male
<b>Input Voltage</b>	10–30 Vdc
<b>Internal RET</b>	High band (3)   Low band (1)
<b>Power Consumption, idle state, maximum</b>	1 W
<b>Power Consumption, normal conditions, maximum</b>	8 W
<b>Protocol</b>	3GPP/AISG 2.0 (Single RET)

## Dimensions

<b>Width</b>	395 mm   15.551 in
--------------	--------------------

# RZVV-65A-R4-V4

<b>Depth</b>	203 mm   7.992 in
<b>Length</b>	1499 mm   59.016 in
<b>Net Weight, without mounting kit</b>	22.8 kg   50.265 lb


## Array Layout

Array	Freq (MHz)	Conns	RET (SRET)	AISG RET UID
R1	694-960	1-2	1	CPxxxxxxxxxxxxxxxxR1
Y1	1695-2690	3-4	2	CPxxxxxxxxxxxxxxxxY1
Y2	1427-2690	5-6	3	CPxxxxxxxxxxxxxxxxY2
Y3	1695-2690	7-8	4	CPxxxxxxxxxxxxxxxxY3

Left Right Bottom

(Sizes of colored boxes are not true depictions of array sizes)

## Port Configuration



# RZVV-65A-R4-V4

## Electrical Specifications

<b>Impedance</b>	50 ohm
<b>Operating Frequency Band</b>	1427 – 2690 MHz   1695 – 2690 MHz   694 – 960 MHz
<b>Polarization</b>	±45°
<b>Total Input Power, maximum</b>	800 W @ 50 °C

## Electrical Specifications

Frequency Band, MHz	694–790	790–862	880–960	1427–1518	1695–1920	1920–2180	2300–2500	2490–2690
<b>Gain, dBi</b>	13.7	14.2	14.2	15.3	16.8	17.6	18	17.9
<b>Beamwidth, Horizontal, degrees</b>	72	70	68	67	68	64	56	55
<b>Beamwidth, Vertical, degrees</b>	16.7	15.2	14.1	9.4	7.4	6.6	5.8	5.4
<b>Beam Tilt, degrees</b>	2–18	2–18	2–18	2–12	2–12	2–12	2–12	2–12
<b>USLS (First Lobe), dB</b>	20	19	17	18	20	19	18	17
<b>Front-to-Back Ratio at 180°, dB</b>	35	36	33	29	33	33	32	29
<b>Isolation, Cross Polarization, dB</b>	28	28	28	26	28	28	28	28
<b>Isolation, Inter-band, dB</b>	28	28	28	28	28	28	28	28
<b>VSWR   Return loss, dB</b>	1.5 14.0	1.5 14.0	1.5 14.0	1.5 14.0	1.5 14.0	1.5 14.0	1.5 14.0	1.5 14.0
<b>PIM, 3rd Order, 2 x 20 W, dBc</b>	-150	-150	-150	-150	-150	-150	-150	-150
<b>Input Power per Port at 50°C, maximum, watts</b>	300	300	300	250	250	250	200	200

## Electrical Specifications, BASTA

Frequency Band, MHz	694–790	790–862	880–960	1427–1518	1695–1920	1920–2180	2300–2500	2490–2690
<b>Gain by all Beam Tilts, average, dBi</b>	13.5	13.9	13.9	14.9	16.3	17.1	17.6	17.4
<b>Gain by all Beam Tilts Tolerance, dB</b>	±0.3	±0.3	±0.4	±0.5	±0.8	±0.6	±0.5	±0.7
<b>Gain by Beam Tilt, average, dBi</b>	2° 13.5 10° 13.6 18° 13.3	2° 13.8 10° 14.0 18° 13.8	2° 13.9 10° 14.0 18° 13.6	2° 15.0 7° 15.0 12° 14.7	2° 16.1 7° 16.4 12° 16.1	2° 16.9 7° 17.3 12° 17.0	2° 17.6 7° 17.8 12° 17.2	2° 17.2 7° 17.6 12° 17.0
<b>Beamwidth, Horizontal Tolerance, degrees</b>	±2.5	±2.4	±2.1	±5.6	±6.1	±7.1	±5.5	±7.3
<b>Beamwidth, Vertical Tolerance, degrees</b>	±1.2	±0.8	±1	±0.6	±0.7	±0.6	±0.5	±0.3
<b>USLS, beampeak to 20° above</b>				16	14	15	14	13

# RZVV-65A-R4-V4

## beampeak, dB

<b>Front-to-Back Total Power at 180° ± 30°, dB</b>	23	23	22	26	24	25	26	25
<b>CPR at Boresight, dB</b>	16	14	15	18	20	21	20	19
<b>CPR at Sector, dB</b>	10	9	7	8	8	10	8	4

## Mechanical Specifications

<b>Effective Projective Area (EPA), frontal</b>	0.35 m <sup>2</sup>   3.767 ft <sup>2</sup>
<b>Effective Projective Area (EPA), lateral</b>	0.18 m <sup>2</sup>   1.938 ft <sup>2</sup>
<b>Mechanical Tilt Range</b>	0°–12°
<b>Wind Loading @ Velocity, frontal</b>	376.0 N @ 150 km/h (84.5 lbf @ 150 km/h)
<b>Wind Loading @ Velocity, lateral</b>	192.0 N @ 150 km/h (43.2 lbf @ 150 km/h)
<b>Wind Loading @ Velocity, maximum</b>	480.0 N @ 150 km/h (107.9 lbf @ 150 km/h)
<b>Wind Loading @ Velocity, rear</b>	361.0 N @ 150 km/h (81.2 lbf @ 150 km/h)
<b>Wind Speed, maximum</b>	241 km/h (150 mph)

## Packaging and Weights

<b>Width, packed</b>	523 mm   20.591 in
<b>Depth, packed</b>	384 mm   15.118 in
<b>Length, packed</b>	1620 mm   63.78 in
<b>Weight, gross</b>	37 kg   81.571 lb

## Regulatory Compliance/Certifications

<b>Agency</b>	<b>Classification</b>
CHINA-ROHS	Above maximum concentration value
ISO 9001:2015	Designed, manufactured and/or distributed under this quality management system
ROHS	Compliant/Exempted
UK-ROHS	Compliant/Exempted



## Included Products

BSAMNT-3	– Wide Profile Antenna Downtilt Mounting Kit for 2.4 - 4.5 in (60 - 115 mm) OD round members. Kit contains one scissor top bracket set and one bottom bracket set.
----------	--


# RZVV-65A-R4-V4

---

\* Footnotes

**Performance Note**      Severe environmental conditions may degrade optimum performance

# BSAMNT-3



Wide Profile Antenna Downtilt Mounting Kit for 2.4 - 4.5 in (60 - 115 mm) OD round members. Kit contains one scissor top bracket set and one bottom bracket set.

## Product Classification

**Product Type** Downtilt mounting kit

## General Specifications

**Application** Outdoor

**Color** Silver

## Dimensions

**Compatible Diameter, maximum** 115 mm | 4.528 in

**Compatible Diameter, minimum** 60 mm | 2.362 in

**Weight, net** 6.2 kg | 13.669 lb

## Material Specifications

**Material Type** Galvanized steel

## Packaging and Weights

**Included** Brackets | Hardware

**Packaging quantity** 1

**Weight, gross** 6.4 kg | 14.11 lb

## Regulatory Compliance/Certifications

Agency	Classification
CE	Compliant with the relevant CE product directives
CHINA-ROHS	Below maximum concentration value
ISO 9001:2015	Designed, manufactured and/or distributed under this quality management system
REACH-SVHC	Compliant as per SVHC revision on <a href="http://www.commscope.com/ProductCompliance">www.commscope.com/ProductCompliance</a>
ROHS	Compliant
UK-ROHS	Compliant

# BSAMNT-3

---

