FFV4-65C-R6

12-port sector antenna, 4x 617-894 and 8x 1695–2690 MHz, 65°HPBW, 6x RET

General Specifications

Antenna Type	Sector
Band	Multiband
Color	Light Gray (RAL 7035)
Grounding Type	RF connector inner conductor and body grounded to reflector and mounting bracket
Performance Note	Outdoor usage
RF Connector Interface	4.3-10 Female
RF Connector Location	Bottom
RF Connector Quantity, mid band	8
RF Connector Quantity, low band	4
RF Connector Quantity, total	12

Remote Electrical Tilt (RET) Information

RET Hardware	CommRET v2
RET Interface	8-pin DIN Female | 8-pin DIN Male
RET Interface, quantity	1 female | 1 male
Input Voltage	10–30 Vdc
Internal RET	Low band (2) | Mid band (4)
Power Consumption, active state, maximum	8 W
Power Consumption, idle state, maximum	1 W
Protocol	3GPP/AISG 2.0 (Single RET)

Dimensions

Width	498 mm | 19.606 in
Depth	197 mm | 7.756 in
Length	2438 mm | 95.984 in

©2024 CommScope, Inc. All rights reserved. CommScope and the CommScope logo are registered trademarks of CommScope and/or its affiliates in the U.S. and other countries. For additional trademark information see https://www.commscope.com/trademarks. All product names, trademarks and registered trademarks are property of their respective owners. Revised: September 9, 2024

FFV4-65C-R6

Net Weight, antenna only	41.5 kg | 91.492 lb

Array Layout



Array ID	Frequency (MHz)	RF Connector	HPBW	RET (SRET)	AISG RET UID
R1	617-894	1 - 2	65°	1	CPxxxxxxxxxxxxxxxR1
R2	617-894	3 - 4	65°	2	CPxxxxxxxxxxxxxxxR2
Y1	1695-2690	5 - 6	65°	3	CPxxxxxxxxxxxxxxxY1
Y2	1695-2690	7 - 8	65°	4	CPxxxxxxxxxxxxxxxY2
Y3	1695-2690	9 - 10	65°	5	CPxxxxxxxxxxxxxxxY3
Y4	1695-2690	11 - 12	65°	6	CPxxxxxxxxxxxxxxxY4

(Sizes of colored boxes are not true depictions of array sizes)

Port Configuration

©2024 CommScope, Inc. All rights reserved. CommScope and the CommScope logo are registered trademarks of CommScope and/or its affiliates in the U.S. and other countries. For additional trademark information see https://www.commscope.com/trademarks. All product names, trademarks and registered trademarks are property of their respective owners. Revised: September 9, 2024

FFV4-65C-R6



Logo Image



Electrical Specifications

©2024 CommScope, Inc. All rights reserved. CommScope and the CommScope logo are registered trademarks of CommScope and/or its affiliates in the U.S. and other countries. For additional trademark information see https://www.commscope.com/trademarks. All product names, trademarks and registered trademarks are property of their respective owners. Revised: September 9, 2024

FFV4-65C-R6

Impedance	50 ohm
Operating Frequency Band	1695 – 2690 MHz | 617 – 894 MHz
Polarization	±45°
Total Input Power, maximum	1,400 W @ 50 °C

Electrical Specifications

	R1,R2	R1,R2	Y1,Y2,Y3,Y4	Y1,Y2,Y3,Y4	Y1,Y2,Y3,Y4	Y1,Y2,Y3,Y4	Y1,Y2,Y3,Y4
Frequency Band, MHz	**617–698**	**698–894**	**1695–1880**	**1850–1990**	**1920–2200**	**2300–2500**	**2500–2690**
RF Port	1,2,3,4	1,2,3,4	5,6,7,8,9,10,11,12	5,6,7,8,9,10,11,12	5,6,7,8,9,10,11,12	5,6,7,8,9,10,11,12	5,6,7,8,9,10,11,12
Gain, dBi	15	15.7	17.2	17.8	18.1	18.5	18.6
Gain at Mid Tilt, dBi	14.7	15.5	16.7	17.4	17.8	18.3	18.1
Beamwidth, Horizontal, degrees	66	56	65	66	64	59	59
Beamwidth, Vertical, degrees	10.3	8.7	5.6	5.3	5	4.5	4.2
Beam Tilt, degrees	2–13	2–13	2–12	2–12	2–12	2–12	2–12
USLS (First Lobe), dB	18	16	19	22	22	22	21
Front-to-Back Ratio at 180°, dB	29	31	34	33	33	30	27
Front-to-Back Total Power at 180° ± 30°, dB	20	22	26	29	27	24	22
Isolation, Cross Polarization, dB	25	25	25	25	25	25	25
Isolation, Inter-band, dB	25	25	25	25	25	25	25
VSWR | Return loss, dB	1.5 | 14.0	1.5 | 14.0	1.5 | 14.0	1.5 | 14.0	1.5 | 14.0	1.5 | 14.0	1.5 | 14.0
PIM, 3rd Order, 2 x 20 W, dBc	-150	-150	-150	-150	-150	-150	-150
Input Power per Port at 50°C, maximum, watts	250	250	200	200	200	200	200

Mechanical Specifications

Wind Loading @ Velocity, frontal	829.0 N @ 150 km/h (186.4 lbf @ 150 km/h)
Wind Loading @ Velocity, lateral	217.0 N @ 150 km/h (48.8 lbf @ 150 km/h)
Wind Loading @ Velocity, maximum	1,102.0 N @ 150 km/h (247.7 lbf @ 150 km/h)
Wind Loading @ Velocity, rear	570.0 N @ 150 km/h (128.1 lbf @ 150 km/h)
Wind Speed, maximum	241 km/h (150 mph)

©2024 CommScope, Inc. All rights reserved. CommScope and the CommScope logo are registered trademarks of CommScope and/or its affiliates in the U.S. and other countries. For additional trademark information see https://www.commscope.com/trademarks. All product names, trademarks and registered trademarks are property of their respective owners. Revised: September 9, 2024

FFV4-65C-R6

Packaging and Weights

Width, packed	565 mm | 22.244 in
Depth, packed	309 mm | 12.165 in
Length, packed	2685 mm | 105.709 in
Weight, gross	62.4 kg | 137.568 lb

Regulatory Compliance/Certifications

Agency	Classification
CHINA-ROHS	Below maximum concentration value
ISO 9001:2015	Designed, manufactured and/or distributed under this quality management system
REACH-SVHC	Compliant as per SVHC revision on www.commscope.com/ProductCompliance
ROHS	Compliant
UK-ROHS	Compliant/Exempted

Included Products

BSAMNT-3	–	Wide Profile Antenna Downtilt Mounting Kit for 2.4 - 4.5 in (60 - 115 mm) OD round members. Kit contains one scissor top bracket set and one bottom bracket set.
BSAMNT-M	–	Middle Downtilt Mounting Kit for Long Antennas for 2.4 - 4.5 in (60 - 115 mm) OD round members. Kit contains one scissor bracket set.

* Footnotes

Performance Note	Severe environmental conditions may degrade optimum performance

©2024 CommScope, Inc. All rights reserved. CommScope and the CommScope logo are registered trademarks of CommScope and/or its affiliates in the U.S. and other countries. For additional trademark information see https://www.commscope.com/trademarks. All product names, trademarks and registered trademarks are property of their respective owners. Revised: September 9, 2024