


EGZV4-65D-R6



14-port sector antenna, 2x 694–862, 2x 880–960, 2x 1427–2690 and 8x 1695–2690 MHz, 65° HPBW, 6x RET

- All Internal RET actuators are connected in “Cascaded SRET” configuration
- Uses the 4.3-10 connector which is 40 percent smaller than the 7-16 DIN connector
- Electrical tilt settings applicable to RF Ports R1, R2, Y2, Y3 & Y5 can be set independently (See Array Layout and RET Table below)
- A common electrical tilt setting is shared by RF Ports Y1/Y4 for MIMO 4X4 purposes

OBSOLETE

This product was discontinued on: **March 30, 2024**

General Specifications

Antenna Type	Sector
Band	Multiband
Grounding Type	RF connector inner conductor and body grounded to reflector and mounting bracket
Performance Note	Outdoor usage Wind loading figures are validated by wind tunnel measurements described in white paper WP-112534-EN
Radome Material	Fiberglass, UV resistant
Radiator Material	Low loss circuit board
Reflector Material	Aluminum
RF Connector Interface	4.3-10 Female
RF Connector Location	Bottom
RF Connector Quantity, high band	10
RF Connector Quantity, mid band	0
RF Connector Quantity, low band	4
RF Connector Quantity, total	14

Remote Electrical Tilt (RET) Information

RET Hardware	CommRET v2
RET Interface	8-pin DIN Female 8-pin DIN Male
RET Interface, quantity	1 female 1 male
Input Voltage	10–30 Vdc

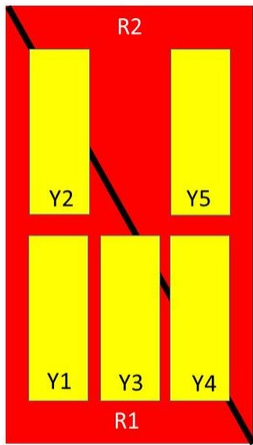
EGZV4-65D-R6

Internal RET	High band (4) Low band (2)
Power Consumption, idle state, maximum	1 W
Power Consumption, normal conditions, maximum	8 W
Protocol	3GPP/AISG 2.0 (Single RET)

Dimensions

Width	395 mm 15.551 in
Depth	228 mm 8.976 in
Length	2688 mm 105.827 in
Net Weight, without mounting kit	46.6 kg 102.735 lb

Array Layout




Array	Freq (MHz)	Conns	RET (SRET)	AISG RET UID
R1	694-862	1-2	1	CPxxxxxxxxxxxxxxxxR1
R2	880-960	3-4	2	CPxxxxxxxxxxxxxxxxR2
Y1	1695-2690	5-6	4	CPxxxxxxxxxxxxxxxxY1
Y4	1695-2690	11-12		
Y3	1427-2690	9-10	3	CPxxxxxxxxxxxxxxxxY3
Y2	1695-2690	7-8	6	CPxxxxxxxxxxxxxxxxY2
Y5	1695-2690	13-14	5	CPxxxxxxxxxxxxxxxxY5

Left Right
Bottom

(Sizes of colored boxes are not true depictions of array sizes)

Port Configuration

EGZV4-65D-R6



Electrical Specifications

Impedance	50 ohm
Operating Frequency Band	1427 – 2690 MHz 1695 – 2690 MHz 694 – 862 MHz 880 – 960 MHz
Polarization	±45°
Total Input Power, maximum	1,000 W @ 50 °C

Electrical Specifications

	R1	R2	Y1-Y2/Y4-Y5Y1-Y2/Y4-Y5Y1-Y2/Y4-Y5Y3				Y3	
Frequency Band, MHz	694–862	880–960	1695–1920	1920–2200	2300–2500	2500–2690	1427–1518	1695–2690
Gain, dBi	16.3	16.5	17	17.8	18.3	17.7	15.3	17.6
Beamwidth, Horizontal, degrees	65	64	68	64	62	63	68	59
Beamwidth, Vertical, degrees	8.5	7.4	7.2	6.5	5.7	5.4	9.3	6.8
Beam Tilt, degrees	2–12	2–12	2–12	2–12	2–12	2–12	2–12	2–12
USLS (First Lobe), dB	18	20	16	17	16	16	15	14
Front-to-Back Ratio at 180°, dB	35	31	33	35	34	32	32	35
Isolation, Cross Polarization, dB	27	27	27	27	27	27	25	25

EGZV4-65D-R6

Isolation, Inter-band, dB	28	28	25	25	25	25	28	25
VSWR Return loss, dB	1.5 14.0	1.5 14.0	1.5 14.0	1.5 14.0	1.5 14.0	1.5 14.0	1.5 14.0	1.5 14.0
PIM, 3rd Order, 2 x 20 W, dBc	-150	-150	-150	-150	-150	-150	-150	-150
Input Power per Port at 50°C, maximum, watts	250	250	200	200	200	200	250	200

Mechanical Specifications

Wind Loading @ Velocity, frontal	574.0 N @ 150 km/h (129.0 lbf @ 150 km/h)
Wind Loading @ Velocity, lateral	422.0 N @ 150 km/h (94.9 lbf @ 150 km/h)
Wind Loading @ Velocity, maximum	981.0 N @ 150 km/h (220.5 lbf @ 150 km/h)
Wind Loading @ Velocity, rear	590.0 N @ 150 km/h (132.6 lbf @ 150 km/h)
Wind Speed, maximum	241 km/h (150 mph)

Packaging and Weights

Width, packed	505 mm 19.882 in
Depth, packed	386 mm 15.197 in
Length, packed	2821 mm 111.063 in
Weight, gross	65.7 kg 144.844 lb

Regulatory Compliance/Certifications

Agency	Classification
CHINA-ROHS	Above maximum concentration value
ISO 9001:2015	Designed, manufactured and/or distributed under this quality management system
ROHS	Compliant/Exempted
UK-ROHS	Compliant/Exempted



Included Products

BSAMNT-4	–	Wide Profile Antenna Downtilt Mounting Kit for 2.4 - 4.5 in (60 - 115 mm) OD round members. Kit contains one scissor top bracket set and one bottom bracket set.
----------	---	--

* Footnotes

Performance Note	Severe environmental conditions may degrade optimum performance
-------------------------	---

BSAMNT-4



Wide Profile Antenna Downtilt Mounting Kit for 2.4 - 4.5 in (60 - 115 mm) OD round members. Kit contains one scissor top bracket set and one bottom bracket set.

Product Classification

Product Type Downtilt mounting kit

General Specifications

Application Outdoor

Color Silver

Dimensions

Compatible Diameter, maximum 115 mm | 4.528 in

Compatible Diameter, minimum 60 mm | 2.362 in

Weight, net 6.5 kg | 14.33 lb

Material Specifications

Material Type Galvanized steel

Packaging and Weights

Included Brackets | Hardware

Packaging quantity 1

Regulatory Compliance/Certifications

Agency	Classification
CHINA-ROHS	Below maximum concentration value
ISO 9001:2015	Designed, manufactured and/or distributed under this quality management system
REACH-SVHC	Compliant as per SVHC revision on www.andrew.com/ProductCompliance
ROHS	Compliant
UK-ROHS	Compliant

