EGVV65B-FL-C3-4XR



8-port sector antenna, 2x 694–862, 2x 880–960 and 4x 1695–2690 MHz, 65° HPBW, 4x RET. Low band arrays are diplexed at the element level.

- All Internal RET actuators are connected in “Cascaded SRET” configuration
- Uses the 4.3-10 connector which is 40 percent smaller than the 7-16 DIN connector

General Specifications

Antenna Type	Sector
Band	Multiband
Grounding Type	RF connector inner conductor and body grounded to reflector and mounting bracket
Performance Note	Outdoor usage
Radome Material	Fiberglass, UV resistant
Radiator Material	Aluminum | Low loss circuit board
Reflector Material	Aluminum
RF Connector Interface	4.3-10 Female
RF Connector Location	Bottom
RF Connector Quantity, high band	4
RF Connector Quantity, low band	4
RF Connector Quantity, total	8

Remote Electrical Tilt (RET) Information

RET Interface	8-pin DIN Female | 8-pin DIN Male
RET Interface, quantity	1 female | 1 male
Input Voltage	10–30 Vdc
Internal RET	High band (2) | Low band (2)
Power Consumption, idle state, maximum	2 W
Power Consumption, normal conditions, maximum	13 W
Protocol	3GPP/AISG 2.0 (Single RET)

Dimensions

Width	350 mm | 13.78 in

©2024 CommScope, Inc. All rights reserved. CommScope and the CommScope logo are registered trademarks of CommScope and/or its affiliates in the U.S. and other countries. For additional trademark information see https://www.commscope.com/trademarks. All product names, trademarks and registered trademarks are property of their respective owners. Revised: September 9, 2024

EGVV65B-FL-C3-4XR

Depth	208 mm | 8.189 in
Length	1850 mm | 72.835 in
Net Weight, without mounting kit	30.5 kg | 67.241 lb

Array Layout

EGVV65A-FL—C3-4XR, B & C



Array	Freq (MHz)	Conns	RET (SRET)	AISG RET UID
R1	694-862	1-2	1	ANxxxxxxxxxxxxxxxx1
R2	880-960	3-4	2	ANxxxxxxxxxxxxxxxx2
Y1	1695-2690	5-6	3	ANxxxxxxxxxxxxxxxx3
Y2	1695-2690	7-8	4	ANxxxxxxxxxxxxxxxx4

View from the front of the antenna

(Sizes of colored boxes are not true depictions of array sizes)

Electrical Specifications

Impedance	50 ohm
Operating Frequency Band	1695 – 2690 MHz | 694 – 862 MHz | 880 – 960 MHz
Polarization	±45°
Total Input Power, maximum	800 W @ 50 °C

Electrical Specifications

©2024 CommScope, Inc. All rights reserved. CommScope and the CommScope logo are registered trademarks of CommScope and/or its affiliates in the U.S. and other countries. For additional trademark information see https://www.commscope.com/trademarks. All product names, trademarks and registered trademarks are property of their respective owners. Revised: September 9, 2024

EGVV65B-FL-C3-4XR

Frequency Band, MHz	694–862	880–960	1695–1920	1920–2180	2300–2500	2500–2690
Gain, dBi	15.2	15.5	18.2	18.9	18.8	18.8
Beamwidth, Horizontal, degrees	67	62	60	61	60	59
Beamwidth, Vertical, degrees	11.8	9.8	5.6	5	4.4	4.3
Beam Tilt, degrees	2–14	2–14	2–12	2–12	2–12	2–12
USLS (First Lobe), dB	16	19	19	20	18	19
Front-to-Back Ratio at 180°, dB	29	29	31	36	36	37
Isolation, Cross Polarization, dB	28	28	28	28	28	28
Isolation, Inter-band, dB	30	30	30	30	30	30
VSWR | Return loss, dB	1.5 | 14.0	1.5 | 14.0	1.5 | 14.0	1.5 | 14.0	1.5 | 14.0	1.5 | 14.0
PIM, 3rd Order, 2 x 20 W, dBc	-150	-150	-150	-150	-150	-150
Input Power per Port at 50°C, maximum, watts	200	200	250	250	250	200

Mechanical Specifications

Wind Loading @ Velocity, frontal	306.0 N @ 150 km/h (68.8 lbf @ 150 km/h)
Wind Loading @ Velocity, lateral	258.0 N @ 150 km/h (58.0 lbf @ 150 km/h)
Wind Loading @ Velocity, maximum	647.0 N @ 150 km/h (145.5 lbf @ 150 km/h)
Wind Loading @ Velocity, rear	324.0 N @ 150 km/h (72.8 lbf @ 150 km/h)
Wind Speed, maximum	241 km/h (150 mph)

Packaging and Weights

Width, packed	460 mm | 18.11 in
Depth, packed	350 mm | 13.78 in
Length, packed	2000 mm | 78.74 in
Weight, gross	44 kg | 97.003 lb

Regulatory Compliance/Certifications

Agency	Classification
CE	Compliant with the relevant CE product directives
CHINA-ROHS	Above maximum concentration value
ISO 9001:2015	Designed, manufactured and/or distributed under this quality management system
REACH-SVHC	Compliant as per SVHC revision on www.commscope.com/ProductCompliance

©2024 CommScope, Inc. All rights reserved. CommScope and the CommScope logo are registered trademarks of CommScope and/or its affiliates in the U.S. and other countries. For additional trademark information see https://www.commscope.com/trademarks. All product names, trademarks and registered trademarks are property of their respective owners. Revised: September 9, 2024

EGVV65B-FL-C3-4XR

ROHS	Compliant/Exempted
UK-ROHS	Compliant/Exempted

Included Products

BSAMNT-3	–	Wide Profile Antenna Downtilt Mounting Kit for 2.4 - 4.5 in (60 - 115 mm) OD round members. Kit contains one scissor top bracket set and one bottom bracket set.

* Footnotes

Performance Note	Severe environmental conditions may degrade optimum performance

©2024 CommScope, Inc. All rights reserved. CommScope and the CommScope logo are registered trademarks of CommScope and/or its affiliates in the U.S. and other countries. For additional trademark information see https://www.commscope.com/trademarks. All product names, trademarks and registered trademarks are property of their respective owners. Revised: September 9, 2024

BSAMNT-3



Wide Profile Antenna Downtilt Mounting Kit for 2.4 - 4.5 in (60 - 115 mm) OD round members. Kit contains one scissor top bracket set and one bottom bracket set.

Product Classification

Product Type	Downtilt mounting kit

General Specifications

Application	Outdoor
Color	Silver

Dimensions

Compatible Diameter, maximum	115 mm | 4.528 in
Compatible Diameter, minimum	60 mm | 2.362 in
Weight, net	6.2 kg | 13.669 lb

Material Specifications

Material Type	Galvanized steel

Packaging and Weights

Included	Brackets | Hardware
Packaging quantity	1
Weight, gross	6.4 kg | 14.11 lb

Regulatory Compliance/Certifications

Agency	Classification
CE	Compliant with the relevant CE product directives
CHINA-ROHS	Below maximum concentration value
ISO 9001:2015	Designed, manufactured and/or distributed under this quality management system
REACH-SVHC	Compliant as per SVHC revision on www.commscope.com/ProductCompliance
ROHS	Compliant
UK-ROHS	Compliant

©2024 CommScope, Inc. All rights reserved. CommScope and the CommScope logo are registered trademarks of CommScope and/or its affiliates in the U.S. and other countries. For additional trademark information see https://www.commscope.com/trademarks. All product names, trademarks and registered trademarks are property of their respective owners. Revised: August 23, 2024

©2024 CommScope, Inc. All rights reserved. CommScope and the CommScope logo are registered trademarks of CommScope and/or its affiliates in the U.S. and other countries. For additional trademark information see https://www.commscope.com/trademarks. All product names, trademarks and registered trademarks are property of their respective owners. Revised: August 23, 2024