



**SYSTIMAX® InstaPATCH® Cu Exit Orientation
and Panel Application Guide**

Typical Panel-Trunk Configurations

Outlet - RJ45 plug: Single Row Standard Density Flat

- 760118323 M2400-1U-GS
- 760150144 360-IPR-MFTP-E-HD6B-1U-24
- 760151498 360-IPR-MFTP-E-HD6B-2U-48



Typical Selections:

Link		Connector	Orientation
B	6	A Outlet – Single Row Standard Density	1 Trident Series Flat
D	12		3 Right Series Flat
F	18		5 Left Series Flat
G	24		
		G RJ45 Plug - Single Row Standard Density	



Tip: Use the corresponding selections for plug.

Typical Panel-Trunk Configurations

Outlet - RJ45 plug: Single Row Standard Density Angled

- 760118349 M2400A-1U-GS
- 760151290 360-IPR-MFTPA-E-HD6B-1U-24
- 760151746 360-IPR-MFTPA-E-HD6B-2U-48



Typical Selections:

Link	Connector	Orientation
B 6	A Outlet – Single Row Standard Density	A Trident Series Angled
D 12		C Right Series Angled
	G RJ45 Plug - Single Row Standard Density	E Left Series Angled



A Trident Series Angled



C Right Series Angled



E Left Series Angled

Tip: Use the corresponding selections for plug.

Typical Panel-Trunk Configurations


Outlet - RJ45 plug: Dual Row Standard Density Flat

- 760207274 CPP-UDDM-M-1U-24
- 760207282 CPP-UDDM-M-2U-48
- 760187187 360-E-MOD-1U-24




Typical Selections:


Link		Connector	Orientation
B	6	B Outlet – Dual Row Standard Density	1 Trident Series Flat
D	12		2 Right Paired Flat
F	18		3 Right Series Flat
G	24		4 Left Paired Flat
		H RJ45 Plug - Dual Row Standard Density	5 Left Series Flat
			6 Trident Paired Flat




6 Trident Paired Flat



1 Trident Series Flat



2 Right Paired Flat



3 Right Series Flat



4 Left Paired Flat



5 Left Series Flat

Tip: Use the corresponding selections for plug.

Typical Panel-Trunk Configurations


Outlet - RJ45 plug: Dual Row Standard Density Angled

760207290 CPPA-UDDM-M-1U-24
760207308 CPPA-UDDM-M-2U-48



Typical Selections:


Link		Connector	Orientation
B	6	Outlet – Dual Row Standard Density	A Trident Series Angled
	12		B Right Paired Angled
D	12	RJ45 Plug - Dual Row Standard Density	C Right Series Angled
			D Left Paired Angled
			E Left Series Angled
			F Trident Paired Angled




F Trident Paired Angled



A Trident Series Angled




B Right Paired Angled



C Right Series Angled



D Left Paired Angled




E Left Series Angled

Tip: Use the corresponding selections for plug.

Typical Panel-Trunk Configurations

Outlet - RJ45 plug: Dual Row High Density Flat


760105429 M4800-1U-GS




6 Trident Paired Flat



1 Trident Series Flat



2 Right Paired Flat




3 Right Series Flat

Typical Selections:

Link	
D	12
G	24

Connector	
C	Outlet – Dual Row High Density
J	RJ45 Plug - Dual Row High Density


Orientation	
1	Trident Series Flat
2	Right Paired Flat
3	Right Series Flat
4	Left Paired Flat
5	Left Series Flat
6	Trident Paired Flat




4 Left Paired Flat




5 Left Series Flat



6 Trident Paired Flat




1 Trident Series Flat



2 Right Paired Flat



3 Right Series Flat



4 Left Paired Flat




5 Left Series Flat

Tip: Use the corresponding selections for plug.

Typical Panel-Trunk Configurations

Outlet - RJ45 plug: Dual Row High Density Angled


760109744 M4800A-1U-GS



F Trident Paired Angled



A Trident Series Angled



B Right Paired Angled



C Right Series Angled

Typical Selections:

Link	
D	12
G	24

Connector	
C	Outlet – Dual Row High Density
J	RJ45 Plug - Dual Row High Density


Orientation	
A	Trident Series Angled
B	Right Paired Angled
C	Right Series Angled
D	Left Paired Angled
E	Left Series Angled
F	Trident Paired Angled




D Left Paired Angled




E Left Series Angled



F Trident Paired Angled




A Trident Series Angled



B Right Paired Angled



C Right Series Angled



D Left Paired Angled



E Left Series Angled

Tip: Use the corresponding selections for plug.

Typical Panel-Trunk Configurations

1100E Modules

760155739 360-E-KIT-1U
760155747 360-E-KIT-2U



Typical Selections:


Link		Connector	Orientation
B	6	R 360 1100 Evolve Module	1 Trident Series Flat
D	12		3 Right Series Flat
F	18		5 Left Series Flat
G	24		



1 Trident Series Flat



3 Right Series Flat



5 Left Series Flat

Typical Panel-Trunk Configurations

1100E Modules

760152785 360-A-E-KIT-1U
760152793 360-A-E-KIT-2U



Typical Selections:


Link		Connector	Orientation
B	6	R 360 1100 Evolve Module	A Trident Series Angled
	12		C Right Series Angled
D	12		E Left Series Angled



A Trident Series Angled



C Right Series Angled




E Left Series Angled

Modules (1100E)

Left Series Flat

Trident Series Flat

Right Series Flat






Information Outlet Single Row Series (MGS600, HGS620)













Left Series
Flat/Angled

Trident Series
Flat/Angled

Right Series
Flat/Angled















Information Outlet Dual Row Series (MGS600, HGS620)

Left Series Flat/Angled	Trident Series Flat/Angled	Right Series Flat/Angled
		
		
		
		

Additional link counts are not illustrated.

Information Outlet Dual Row Paired (MGS600, HGS620)

Left Paired Flat/Angled	Trident Paired Flat/Angled	Right Paired Flat/Angled
		
		
		
		

Additional link counts are not illustrated.

InstaPATCH Onelink 2 x 4



Left Series Flat



Trident Series Flat



Right Series Flat





Left Paired Flat




Trident Paired Flat













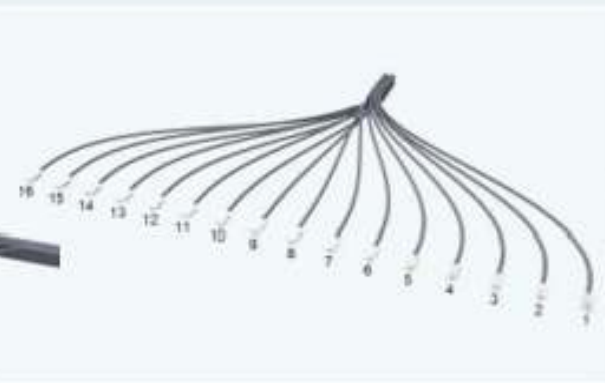
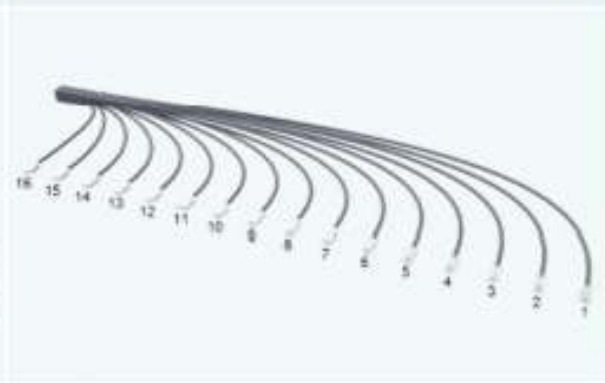
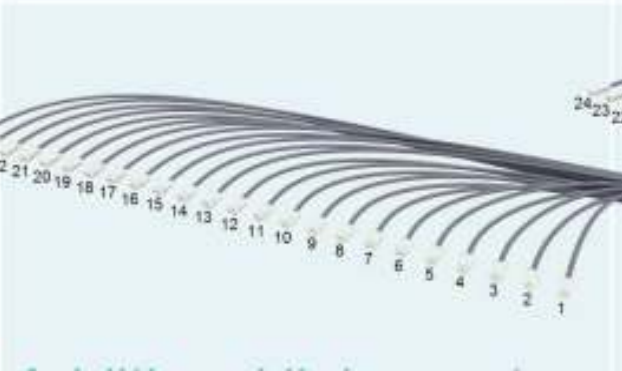


Right Paired Flat



InstaPATCH Onelink 2 x 6

Left Series Flat	Trident Series Flat	Right Series Flat
		
Left Paired Flat	Trident Paired Flat	Right Paired Flat
		

RJ45 Plugs Single Row Series
(360GS10E, G10FP, G10SP)

Left Series Flat/Angled	Trident Series Flat/Angled	Right Series Flat/Angled
		
		
		
		
		










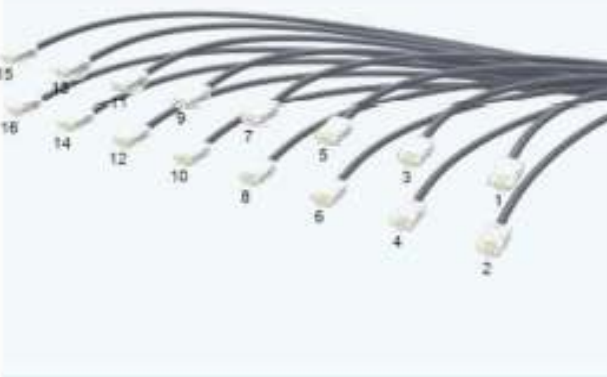





Additional link counts are not illustrated.

RJ45 Plugs Dual Row Series (360GS10E, G10FP, G10SP)




Additional link counts are not illustrated.

RJ45 Plugs Dual Row Paired
(360GS10E, G10FP, G10SP)

Left Paired Flat/Angled	Trident Paired Flat/Angled	Right Paired Flat/Angled
		
		
		
		
		

Additional link counts are not illustrated.

Blunt



Additional link counts are not illustrated.