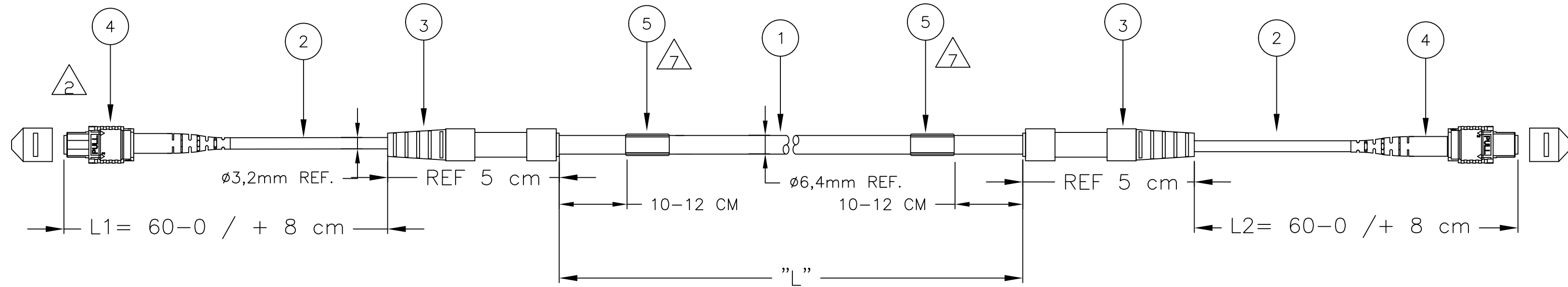


THIS DRAWING IS UNPUBLISHED. RELEASED FOR PUBLICATION
 © 2016 Commscope, INC. Confidential NOTICE: These drawings and specifications are the proprietary property of COMMSCOPE, INC. and may be used only for the specific purpose authorized in writing by COMMSCOPE, INC.

REVISIONS					
P	LTR	DESCRIPTION	DATE	DWN	APVD
A		INITIAL RELEASE	26AUG2010	TvdM	MO
B		ECN 8000018219 REBRANDING	21012017	RCR	SC



NOTES:

- 1 TOLERANCE OVERALL LENGTH "L" ACC. TO CUSTOMER DRAWING 2055705.
- 2 WHITE MARK ON CONNECTOR HOUSING INDICATES FIBER 1 SIDE.
- 3 FIBER PATH A-A / B-B STRAIGHT.
- 4 ATTENUATION ≤ 0,35 dB MEASURED AT 850 nm ACC. IEC 61300-3-4 METHOD B WITH MODAL CONDITION ACC. IS 14763-3,0FSTP-14, IEC 61280-4 + CABLE LOSS FOR LENGHTS > 10 METER ACC. TO DRAWING 2055703
- 5 RETURN LOSS ≥ 28 dB MEASURED IN MATED CONDITION AGAINST REF. CONNECTOR AT 850 nm
- 6 TEST RESULT SHEET WITH EACH INDIVIDUALLY PACKED ASSEMBLY.
- 7 INFORMATION ON LABEL:
 - BARCODE.
 - PART NUMBER AND FACTORY ORDER NUMBER.
 - CABLE LENGHT ("L")
 - UNIQUE SERIAL NUMBER.
 - CONNECTIVITY STRAIGHT
- 8 PACKAGING:
 - ASSEMBLIES FROM 2 METER UP TO 50 METER WILL BE PACKED IN A CARTON BOX.
 - ASSEMBLIES > 50 METER WILL BE DELIVERED ON A REEL.
- 9 CABLE INFORMATION:
 - CORE DIAMETER: 50/125 μm.
 - OUTER CABLE DIAMETER: 6.4mm.
 - OUTER CABLE COLOR: AQUA.
 - OUTER CABLE MATERIAL: LSZH (LOW SMOKE ZERO HALOGEN).
 - CABLE LOSS 3.0 dB/ km AT 850 nm.
- 10 ASSEMBLIES FROM 100 METER UP TO 500 METER ACC. TO CUSTOMER DRAWING 2055577
- 11 CONNECTORS AND TAIL PROTECTION BY A SOFT PLASTIC SLEEVE (PULL ON THIS SLEEVE IS NOT ALLOWED).
- 12 INFORMATION ABOUT A PULL AND PROTECTION KIT ASK YOUR LOCAL SALES REPRESENTATIVE.

PART NUMBER X-2055576-Y

TRUNK LENGTH "L" ¹
 SEE CUSTOMER DRAWING 2055705
 FOR LENGTHS FROM 2 METER UP TO 99 METER

Qty	Description	Item
2	FOAC INFORMATION LABELS	5
2	MPO CONNECTOR KIT FEMALE	4
2	FAN-OUT	3
AR	FURCATION TUBE ROUND, AQUA 3.2 mm	2
L	FOCAB 12F MM50 OM4 AQUA LSZH	1

THIS DRAWING IS A CONTROLLED DOCUMENT.		DWN T.v.d Meuler 26AUG2010	COMMSCOPE, INC.	
DIMENSIONS: mm		CHK M Oppers 26AUG2010		
TOLERANCES UNLESS OTHERWISE SPECIFIED:		APVD T.v.d Meuler 26AUG2010	NAME MPOptimate FOTRK MM50 / OM4 LEAD MPO - MPO 12 FOLD STRAIGHT FEMALE	
0 PLC ± -		PRODUCT SPEC -	SIZE A2	
1 PLC ± -		APPLICATION SPEC -	DRAWING NO C=2055576	
2 PLC ± -		WEIGHT -	RESTRICTED TO -	
3 PLC ± -		CUSTOMER DRAWING	SCALE NTS SHEET 1 of 2 REV B	
4 PLC ± -				
ANGLES ± -				
FINISH -				

2055576

A

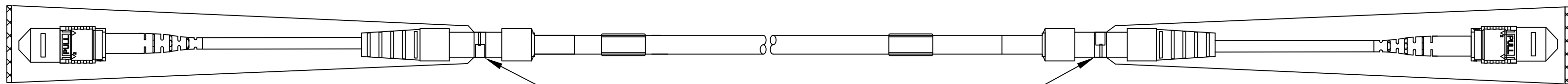
THIS DRAWING IS UNPUBLISHED. RELEASED FOR PUBLICATION
 © 2016 Commscope, INC. Confidential NOTICE: These drawings and specifications are the proprietary property of COMMSCOPE, INC. and may be used only for the specific purpose authorized in writing by COMMSCOPE, INC.

REVISIONS				
P	LTR	DESCRIPTION	DATE	APVD
-	-	SEE SHEET 1	-	-

3

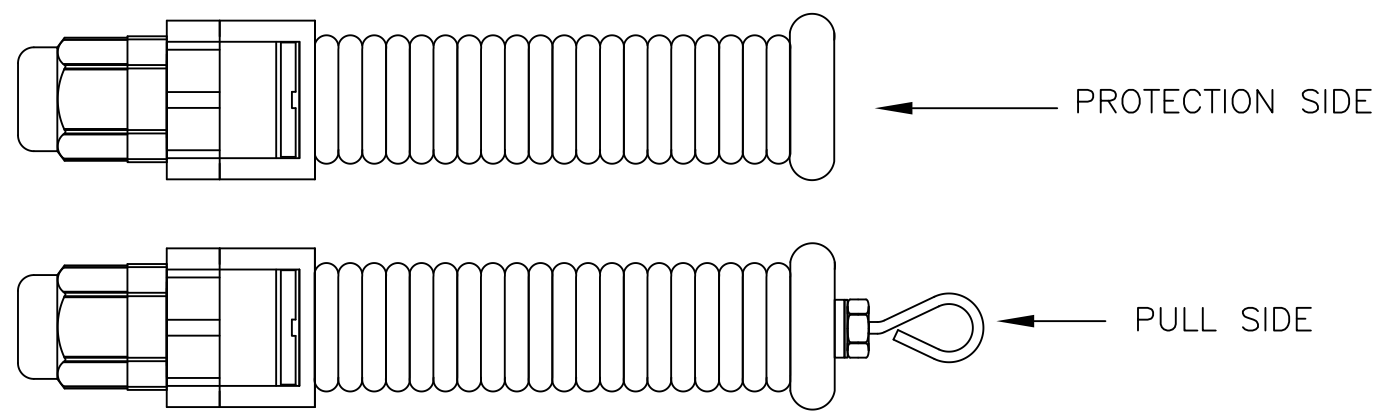
FIBER PATH STRAIGHT A-A / B-B		
FIBER		FIBER
1	←→	1
2	←→	2
3	←→	3
4	←→	4
5	←→	5
6	←→	6
7	←→	7
8	←→	8
9	←→	9
10	←→	10
11	←→	11
12	←→	12

11 CONNECTORS AND TAILS ARE PROTECTED BY A SOFT PLASTIC SLEEVE
 (PULL ON THIS SLEEVE IS NOT ALLOWED).



RE-USABLE TIE-WRAPPS

12 INFORMATION ABOUT A PULL AND PROTECTION KIT ASK YOUR LOCAL SALES REPRESENTATIVE.
 SEE LAY-OUT OF THIS KIT BELOW.



THIS DRAWING IS A CONTROLLED DOCUMENT.		DWN T.v.d Meuler 20AUG2010	COMMSCOPE, INC.	
DIMENSIONS: mm		CHK M. Oppers 20AUG2010		
TOLERANCES UNLESS OTHERWISE SPECIFIED:		APVD T.v.d Meuler 20AUG2010	NAME MPOptimate FOTRK MM50 / OM4 LEAD MPO - MPO 12 FOLD STRAIGHT FEMALE	
0 PLC ± -		PRODUCT SPEC	SIZE A2	
1 PLC ± -		APPLICATION SPEC	CAGE CODE C=2055576	DRAWING NO
2 PLC ± -		WEIGHT	RESTRICTED TO	
3 PLC ± -		MATERIAL	SCALE NTS	SHEET 2 of 2
4 PLC ± -		FINISH	REV B	
ANGLES ± -		CUSTOMER DRAWING		

2055576