


EGZHHTT-65B-R6



14-port sector antenna, 2x 694-862 (R1), 2x 880-960 (R2), 2x 1427-2690 (Y2), 4x 1695-2180 (B1-B2), 4x 2490-2690 (Y1 & Y3) MHz, 65° HPBW, 6x RET. Y1 & Y3 share a common RET

- All Internal RET actuators are connected in “Cascaded SRET” configuration
- Supports re-configurable antenna sharing capability enabling control of the internal RET system using up to two separate RET compatible OEM radios
- Retractable tilt indicator rods

Electrical Specifications

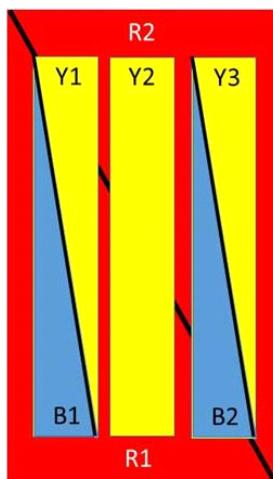
	R1	R2	B1-B2	B1-B2	Y1/Y3	Y2	Y2	Y2
Frequency Band, MHz	694–862	880–960	1695–1880	1920–2180	2490–2690	1427–1518	1695–2180	2490–2690
Gain, dBi	14.9	14.9	17.5	18.2	18.0	16.4	18.1	18.5
Beamwidth, Horizontal, degrees	65	64	69	61	59	64	65	59
Beamwidth, Vertical, degrees	11.8	10.2	5.5	4.9	4.3	7.0	5.8	4.3
Beam Tilt, degrees	2–14	2–14	2–12	2–12	2–12	2–12	2–12	2–12
USLS (First Lobe), dB	17	16	16	16	21	18	16	16
Front-to-Back Ratio at 180°, dB	32	32	32	35	29	32	35	33
Isolation, Cross Polarization, dB	28	28	28	28	28	28	28	28
Isolation, Inter-band, dB	28	28	28	28	28	28	28	28
VSWR Return Loss, dB	1.5 14.0	1.5 14.0	1.5 14.0	1.5 14.0	1.5 14.0	1.5 14.0	1.5 14.0	1.5 14.0
PIM, 3rd Order, 2 x 20 W, dBc	-150	-150	-150	-150	-150	-150	-150	-150
Input Power per Port, maximum, watts	300	300	250	250	200	300	300	250
Polarization	±45°	±45°	±45°	±45°	±45°	±45°	±45°	±45°
Impedance	50 ohm	50 ohm	50 ohm	50 ohm	50 ohm	50 ohm	50 ohm	50 ohm

Electrical Specifications, BASTA*

Frequency Band, MHz	694–862	880–960	1695–1880	1920–2180	2490–2690	1427–1518	1695–2180	2490–2690
Gain by all Beam Tilts, average, dBi	14.6	14.7	17.1	17.9	17.7	16.2	17.4	18.1
Gain by all Beam Tilts Tolerance, dB	±0.4	±0.4	±0.6	±0.5	±0.6	±0.3	±1.1	±0.8
Gain by Beam Tilt, average, dBi	2° 14.6 8° 14.7 14° 14.5	2° 14.8 8° 14.9 14° 14.5	2° 17.0 7° 17.2 12° 17.1	2° 17.8 7° 18.0 12° 17.7	2° 17.8 7° 17.8 12° 17.4	2° 16.2 7° 16.3 12° 16.2	2° 17.3 7° 17.5 12° 17.2	2° 18.2 7° 18.3 12° 17.5
Beamwidth, Horizontal Tolerance, degrees	±2.4	±1.8	±2.8	±8.2	±5.9	±3.7	±8.6	±6.4
Beamwidth, Vertical Tolerance, degrees	±1	±0.6	±0.3	±0.3	±0.2	±0.4	±0.7	±0.3
USLS, beampeak to 20° above beampeak, dB	17	16	16	15	16	17	14	13
Front-to-Back Total Power at 180° ± 30°, dB	26	23	23	26	24	26	28	28
CPR at Boresight, dB	16	15	17	18	16	20	20	22
CPR at Sector, dB	10	8	7	5	9	6	8	5

* CommScope® supports NGMN recommendations on Base Station Antenna Standards (BASTA). To learn more about the benefits of BASTA, [download the whitepaper Time to Raise the Bar on BSAs.](#)

Array Layout




Array	Freq (MHz)	Conns	RET (SRET)	AISG RET UID
R1	694-862	1-2	1	CPXXXXXXXXXXXXXXXXR1
R2	880-960	3-4	2	CPXXXXXXXXXXXXXXXXR2
B1	1695-2180	5-6	3	CPXXXXXXXXXXXXXXXXB1
B2	1695-2180	7-8	4	CPXXXXXXXXXXXXXXXXB2
Y1	2490-2690	9-10	5	CPXXXXXXXXXXXXXXXXY1
Y3	2490-2690	13-14		
Y2	1427-2690	11-12		

Left Right
Bottom

(Sizes of colored boxes are not true depictions of array sizes)

Port Configuration



EGZHHTT-65B-R6

General Specifications

Operating Frequency Band	1427 – 2690 MHz 1695 – 2180 MHz 2490 – 2690 MHz 694 – 862 MHz 880 – 960 MHz
Antenna Type	Sector
Band	Multiband
Performance Note	Outdoor usage
Total Input Power, maximum	800 W @ 50 °C

Mechanical Specifications

RF Connector Quantity, total	14
RF Connector Quantity, low band	4
RF Connector Quantity, high band	10
RF Connector Interface	4.3-10 Female
Grounding Type	RF connector inner conductor and body grounded to reflector and mounting bracket
Radome Material	Fiberglass, UV resistant
Reflector Material	Aluminum
RF Connector Location	Bottom
Wind Loading, frontal	398.0 N @ 150 km/h 89.5 lbf @ 150 km/h
Wind Loading, lateral	290.0 N @ 150 km/h 65.2 lbf @ 150 km/h
Wind Loading, maximum	681.0 N @ 150 km/h 153.1 lbf @ 150 km/h
Wind Speed, maximum	241 km/h 150 mph

Dimensions

Length	1980.0 mm 78.0 in
Width	395.0 mm 15.6 in
Depth	228.0 mm 9.0 in
Net Weight, without mounting kit	39.5 kg 87.1 lb

Remote Electrical Tilt (RET) Information

Input Voltage	10–30 Vdc
Internal RET	High band (4) Low band (2)
Power Consumption, idle state, maximum	1 W
Power Consumption, normal conditions, maximum	8 W
Protocol	3GPP/AISG 2.0 (Single RET)
RET Hardware	CommRET v2
RET Interface	8-pin DIN Female 8-pin DIN Male
RET Interface, quantity	2 female 2 male

EGZHHTT-65B-R6

Packed Dimensions

Length	2123.0 mm 83.6 in
Width	505.0 mm 19.9 in
Depth	386.0 mm 15.2 in
Shipping Weight	56.0 kg 123.5 lb

Regulatory Compliance/Certifications

Agency

RoHS 2011/65/EU

ISO 9001:2015

China RoHS SJ/T 11364-2014

CE

Classification

Compliant by Exemption

Designed, manufactured and/or distributed under this quality management system

Above Maximum Concentration Value (MCV)

Compliant with the relevant CE product directives



Included Products

BSAMNT-4 — Wide Profile Antenna Downtilt Mounting Kit for 2.4 - 4.5 in (60 - 115 mm) OD round members. Kit contains one scissor top bracket set and one bottom bracket set.

* Footnotes

Performance Note

Severe environmental conditions may degrade optimum performance